




EUROPEAN SOCIETY
OF PATHOLOGY

21st European Congress of Pathology

September 08-13, 2007
Istanbul, TURKEY



Istanbul Convention &
Exhibition Centre



www.ecp2007istanbul.org

FINAL PROGRAM

TABLE OF CONTENTS

Presidents' Message	p.2
Committees	p.3
General Information	p.5
Technical Information	p.9
Pre-congress Events	p.10
Social Programme	p.11
Excursions	p.13
Program Overview	p.17
Congress Programme	p.23
Poster Programme	p.97
Index	p.258

PRESIDENTS' MESSAGE

Dear Colleagues,

It is a great pleasure and honour for the organizers to welcome you to the 21st European Congress of Pathology which will be held in Istanbul, Turkey, on September 8-13, 2007.

Istanbul, the unique city standing upon two continents, separated by the Bosphorus in which waters of the Black Sea mingle with those of the Sea of Marmara, bears the characteristics of being the capital city of three great empires and a link between the East and the West, the past and the present.

The fascinating, busy metropolis with its wealth of history, natural beauty, multi-faced culture and the legendary cuisine, offers an infinite variety of attractions such as museums, ancient churches, mosques, palaces and bazaars.

The congress will be held in "Istanbul Convention and Exhibition Centre" located in the "congress valley", in the very heart of the city with numerous fine hotels and restaurants around. The center, which is equipped with all sorts of technical facilities, has large halls and exhibition areas for international meetings.

ECP 2007 will combine excellent reviews of state-of-the-art practices with glimpses of the future. Pathology is developing so fast that we have to keep exchanging ideas to keep up with the pace of progress. The scientific program will include keynote lectures, symposia, short courses, slide seminars, free paper and poster sessions, and pre-congress scientific activities. It will also cover the challenging aspects of clinical and research pathology. Many distinguished speakers and promising active researchers have been invited to update the participants on recent developments with emphasis on practical knowledge and basic research. In order to achieve a wider coverage of the pathology discipline, we encourage you all, especially young pathologists to participate in this event with their work.

And, as we have come to expect from the ECP, the science will be accompanied by an outstanding social programme. You will have the opportunity to meet your friends and make new friends from the expanding European pathology family in this magical city.

We cordially invite you to participate in this event, which, we believe, will offer a top quality programme and an unforgettable personal experience at the crossroad of cultures.

Prof. Niki J. Agnantis
President of the European
Society of Pathology

Prof. Sıtkı Tuzlalı
President of the 21st European
Congress of Pathology

COMMITTEES

EUROPEAN SOCIETY OF PATHOLOGY

President	: Niki J. Agnantis
Past-President	: Antonio Cardesa
President-Elect	: Fred T. Bosman
Treasurer	: Jan van Krieken
Secretary	: Roderick H. W. Simpson
Members	: Frederique Capron Myriam Marichal Nina Gale Thomas Kirchner Veli-Pekka Lehto Michael Wells Fernando Schmitt Dilek Yilmazbayhan

LOCAL ORGANIZING COMMITTEE OF TURKISH SOCIETY OF PATHOLOGY

President	: Sıtkı Tuzlalı
Vice President	: Dilek Yılmazbayhan
Secretary	: Sergülen Dervişoğlu
Treasurer	: Nesimi Büyükbabani
Executive Members	: Bilge Bilgiç Çuyan Demirkese Öner Doğan Gülen Bülbül Doğusoy Mine Güllüoğlu Yersu Kapran Handan Kaya Işın Kılıçaslan Büge Öz Rana Ramazanoğlu Tülay Tecimer Ekrem Yavuz

Scientific Committee:	Gülen Akyol Bülent Celasun Beyhan Demirhan Serpil Dizbay Sak Ferahunde Dizdaroğlu Ayse Dursun Arzu Ensari Sibel Erdamar Esra Erden Canan Ersöz Süha Göksel Mine Hekimgil Işinsu Kuzu Leyla Memiş Binnur Önal Erdener Özer Yavuz Özoran Işın Pak Aydın Sav Figen Söylemezoğlu Arzu Sungur İlhan Tuncer Müge Tuñçyürek Kutsal Yörükoğlu Handan Zeren
------------------------------	--

COMMITTEES

Working Groups

Breast Pathology	: Vincenzo Eusebi
Cytopathology	: Pinar Firat
Dermatopathology	: Martin Cook
Endocrine Pathology	: Ronald de Krijger
Electron Microscopy	: Marco Santucci
Gastrointestinal Pathology	: Jan van Krieken
Gynecopathology	: Sigrid Regauer
Head and Neck Pathology	: Ilmo Leivo
Molecular Pathology	: Generoso Bevilacqua
Nephropathology	: Dusan Ferluga
Pulmonary Pathology	: Helmut Popper
Soft Tissue Tumors	: Angelo P. Dei Tos
Uropathology	: Gregor Mikuz

Associated Societies

European Association for Cardiovascular Pathology

President	: A. E. Becker
------------------	----------------

European Association for Hematopathology

President	: S. Pileri
------------------	-------------

Pediatric Pathology Society

President	: L. Boccon-Gibod
------------------	-------------------

Advisory Council

Chairman	: Günter Klöppel (<i>Germany</i>)
Members	: Helmut Denk (<i>Austria</i>) Eric van Marck (<i>Belgium</i>) Jasminka Jakic-Razumovic (<i>Croatia</i>) Ivo Steiner (<i>Czech Republic</i>) Marianne Hamilton Therkildsen (<i>Denmark</i>) Veli-Matti Kosma (<i>Finland</i>) Liliane Boccon-Gibod (<i>France</i>) Hans Kreipe (<i>Germany</i>) Calypso Barbatis (<i>Greece</i>) Gabrielle Arató (<i>Hungary</i>) Helgi J. Isaksson (<i>Iceland</i>) Sean O'Briain (<i>Ireland</i>) Oscar Nappi (<i>Italy</i>) Jos W.R. Meijer (<i>Netherlands</i>) Tor Jacob Eide (<i>Norway</i>) Włodzimierz Olszewski (<i>Poland</i>) Maria Fernanda Xavier da Cunhan (<i>Portugal</i>) Arey Candide Dinulescu (<i>Romania</i>) Vsevolod Tsinzerling (<i>Russia</i>) Vladimir Kanjuh (<i>Serbia-Montenegro</i>) Milan Zaviacic (<i>Slovakia</i>) Nina Zidar (<i>Slovenia</i>) Teresa Ribalta (<i>Spain</i>) Per Westermark (<i>Sweden</i>) Gieri Cathomas (<i>Switzerland</i>) Sıtkı Tuzlalı (<i>Turkey</i>) Alina Romanenko (<i>Ukraine</i>) Massimo Pignatelli (<i>United Kingdom</i>)

GENERAL INFORMATION

Congress Venue :

Istanbul Convention & Exhibition Centre, Istanbul - Turkey
For further information please visit the homepage : <http://www.icec.org>
Address: Istanbul Convention and Exhibition Centre
Harbiye 80230 Istanbul, Turkey
Phone: +90 212 296 3055 / Fax: +90 212 224 0878

Congress Office:

The congress office is to be set up for information and registration at the ICEC with the following opening hours:

Saturday	September 8	12:00 – 19:00
Sunday	September 9	07:30 – 19:30
Monday	September 10	07:30 – 19:30
Tuesday	September 11	07:30 – 19:30
Wednesday	September 12	07:30 – 19:30
Thursday	September 13	07:30 – 15:00

Congress office after the meeting:

Interium Tourism
Siraselviler Cad. Hrisovergi Apt. No:10 D:8 34433
Taksim – Istanbul ,Turkey
Phone: +90 212 292 8808 / Fax: +90 212 292 8807
e-mail: info@ecp2007istanbul.org

Scientific Secretariat

Prof. Dr. Sergülen Dervişoğlu
İstanbul University, Cerrahpaşa Medical Faculty Department of Pathology
Cerrahpaşa - İstanbul / TURKEY
e-mail: secretary@ecp2007istanbul.org

Official Language :

The official language of the congress is English.

Certificate of Attendance :

A certificate of attendance will be presented to all registered attendants.

Badges :

Badges will be provided from the registration desks. For security reasons, please wear your name badge at the congress venue at all times. Participants without badges will not be admitted to the congress activities.

Exhibition:

The 21st European Congress of Pathology includes a commercial exhibition that starts on September 9 and will be open during the congress meeting hours. The exhibition is held on Rumeli Hall of the ICEC during the following hours.

September 9-12	08:30 – 19:00
September 13	08:30 – 12:00

Coffee Breaks and Meals :

Coffee - Tea is included in the registration fee and will be served daily during the congress. Lunches are not included. Several cash bars and cafeterias are available within the Istanbul Convention and Exhibition Centre.

Internet Cafe :

You will find free access to internet in the Rumeli Hall, near the registration desk.

GENERAL INFORMATION

Slide Seminar Room:

Ten desktop computers with internet connection will be available for slide seminar registrants. The participants can view their CDs or virtual slides of cases which will be available for them with a given personal password via internet. Internet connection of these computers will be restricted to www.webmicroscope.net to be used for slide seminar purpose only.

Airport Information:

You can check your flight on the "Istanbul Atatürk Airport"
Web site: <http://www.ataturkairport.com>
You can check your flight on the "Sabiha Gökçen International Airport"
Web site: <http://www.sgairport.com>

Climate :

In September the weather is usually mild in Istanbul. The average high is 23 °C and the average low is 15 °C. Evenings could be chilly and delegates are therefore recommended to bring light coat.

Banks and Currency Exchange :

The currency is the New Turkish Lira (YTL). Foreign currency can be exchanged at the airport or the front desk of your hotel. Local banks are open from 08.30 to 17.00 hrs from Monday to Friday. There are also private foreign exchange offices throughout the city that operate between 08.00 to 20.00 hrs.

Credit Cards :

All major credit cards (Visa, Master Card) are accepted in Turkey by restaurants, hotels, shops and at the Congress Registration Desks.

Electricity :

The current in Turkey is 220 volts 50Hz. Please contact the reception desk for available converters.

Insurance :

The meeting organizers cannot accept liability for personal injuries sustained or for loss of or damage to property belonging to Congress participants (or their accompanying persons) either during the congress meetings and postcongress activities. Please obtain proper travel and health insurance prior to your trip.

Tipping :

Tipping is not mandatory in Turkey. However it is customary to add 10% and restaurants if you are satisfied with the service.

Telephones :

Pay phones are available at the conference center as well as in the city. Phone cards are widely available in shops.

The international dialing code for Turkey is 90, and the code for ISTANBUL city is 212

National calls: 0 + city code + telephone number

International calls: 00 + country code + city code + telephone number

Time Zone :

Time is two hours ahead of Greenwich Mean Time (GMT +2) in Turkey.

IN CASE OF EMERGENCY :

Project Coordinator	: Gülfem ÇALLI	+90 533 281 6892
Senior Project Executive	: Olgaç ÇALLI	+90 533 276 9838
Registration & Accommodation	: Sertan BÜLBÜL	+90 533 501 6623

GENERAL INFORMATION

Congress Valley



5* Hotels

- 1 Hilton Istanbul
- 2 Hyatt Regency
- 3 Ceylan Intercontinental
- 4 The Marmara Hotel

4* Hotels

- 5 Hilton Parksa
- 6 Point Hotel
- 7 Eresin Hotel
- 8 Lamartine Hotel
- 9 Richmond Hotel
- 10 Konak Hotel
- 11 Savoy Hotel
- 12 Taxim Hill
- 13 Golden Age I
- 14 Madison Hotel
- 15 Taksim Select Hotel
- 16 Taksim Metropark Hotel
- 17 Lion Hotel
- 18 Kervansaray Hotel
- 19 Crystal Hotel

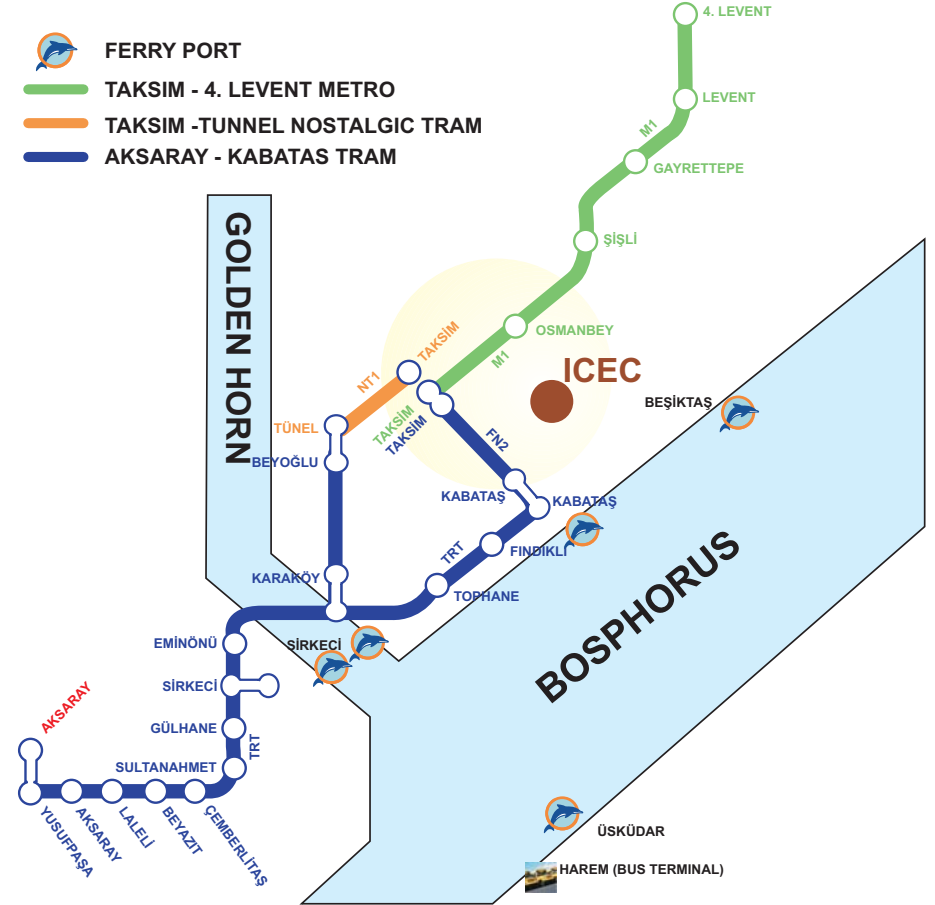
3* Hotels

- 20 Villa Zurich

GENERAL INFORMATION

Transportation in the city :

Metro and taxi opportunities are available to and from the congress venue. The metro route from the congress hotels and the old city to congress venue is shown in the below plan.



The contact information of the closest taxi company to the Congress Venue is shown below;

Macka Taxi +90 212 225 46 83

Please contact your hotel reception for the closest taxi company to your hotel.

Car rental is available as well. Most international driver's licenses are recognized in Turkey. Car rental companies require a valid national or international licence. Remember to keep to the righthand side of the road and wear your seat belt at all times. Please contact your hotel reception for further assistance.

TECHNICAL INFORMATION

Technical information for oral presentation and poster session

Oral presentations : Only power point presentations will be authorized at all congress sessions. Speakers will be kindly invited to deliver their presentations on CD-ROM, USB memory key or floppy diskette to the preview room at least three hours before the beginning of the session or the previous afternoon before for morning sessions. Equipment to enable a final checking of presentation will be available at the Congress Venue speaker preview room.

Poster sessions : Poster's sizes will be of 70 cm width and 100 cm height. Posters will be on display in the Rumeli exhibition hall from Sunday, September 9 until Wednesday, September 12. A new set will be mounted each day. Authors are requested to have their poster displayed in the poster area by 08:30 on the day reserved for them and remove at 18.30 on the same day. Presenting authors are kindly asked to be on hand for discussion during coffee breaks (10:00-11:00 and 16:00-16:30) of their confirmed presentation date. Best posters which will be designated by the scientific committee will receive special mention in the plenary poster session and be awarded.

PRE-CONGRESS EVENTS

EXAMINATION of the EUROPEAN BOARD of PATHOLOGY

Chairperson : Claude Cuvelier (Belgium)
Date of Examination : September 8, 2007
Duration of Examination : 09.00-17.30
Venue : Istanbul Convention & Exhibition Centre, Istanbul
Information : <http://www.uems.net>
Contact : claude.cuvelier@ugent.be

PRE-CONGRESS MEETINGS

Venue : All pre-congress meetings will be held in Istanbul Convention and Exhibition Center (Main Congress Center)
Date : September 8, 2007, 08.30-17.00

GASTROINTESTINAL PATHOLOGY

Organized by the Working Group of Gastrointestinal Pathology of the ESP

Contact : Arzu Ensari
E-mail : aensari@tr.net

GYNECOPATHOLOGY

Organized by the Working Group of Gynecologic Pathology of the ESP

Contact : Sigrid Regauer
E-mail : sigrid.regauer@meduni-graz.at

HEAD AND NECK PATHOLOGY

Joint Meeting of the WG on Head and Neck Pathology of the European Society of Pathology (ESP) and the North American Society of Head and Neck Pathology of the United States and Canadian Academy of Pathology (USCAP)

Contact : Ilmo Leivo - Lester Thompson
E-mail : ileivo@mappi.helsinki.fi / lester.d.thompson@kp.org

NEPHROPATHOLOGY

Organized by the Working Group of Nephropathology of the ESP

Contact : Dusan Ferluga
E-mail : dusan.ferluga@mf.uni-lj.si

PULMONARY PATHOLOGY


Organized by the Working Group of Pulmonary Pathology of the ESP

Contact : Helmut Popper
E-mail : helmut.popper@meduni-graz.at

SOCIAL PROGRAMME

Opening Ceremony

Date : September 8, 2007
Hour : 19:00 - 20:00
Venue : Istanbul Convention & Exhibition Centre (Anadolu Auditorium)



Welcome Reception

Date : September 8, 2007
Hour : 20:00 - 22:00
Venue : Istanbul Convention & Exhibition Centre
Menu : Cocktail Prolonge

Welcome dining cocktail will be offered to the delegates and registered accompanying persons in the garden of the Istanbul Convention & Exhibition Centre. Please make sure to wear your badge.

Full Day Guided City Tour for Accompanying Persons

Date : September 10, 2007
Hour : 08:30 - 17:00 approx.

A Day with the Mosques of Sinan

Depart from Istanbul Convention & Exhibition Centre. We drive to the Mosque of Sultan Süleyman the Magnificent . Built by Sinan the Architect, this is one of the finest examples to the Ottoman religious architecture found in Istanbul.

Walk around the 'Kulliye' to see more of this complex which served for as a hospital, medical school, "imaret"-soup house for the poor, theological school. We also see the Mausoleum of the Sultan, his wife and Sinan.

We start walking down through the narrow streets and alleys of old Istanbul witnessing the continous commercial activites that have taken place in this city over the centuries.


After reaching down the sea level, we visit the Rustempasa Mosque, another work of Sinan from sixteenth century. This small mosque is famous for its beautiful Iznik tiles.

Our journey brings us to the pier across the street from the mosque. Here, we board on one of the traditional ferries to go to Uskudar on the Asian side. This fifteen minute trip will give us a chance to see the old city from the middle of the Bosphorus. Our lunch will be in Uskudar at one of the famous traditional Turkish restaurants.

Following lunch, we will visit Mihrimah Sultan Mosque, the last one of three mosques built by Sinan in the sixteenth century. We will also see Yeni Valide Mosque which is not a work of Sinan.

Free time to stroll around Uskudar to get a bit more of the local flavor. We finally catch the ferry to go back to the European side and drive to our Hotel.

SOCIAL PROGRAMME



Concert by Tuluyhan Ugurlu (composer, pianist)

Date : September 11, 2007
Hour : 20:30 - 21:30
Venue : St. Irene Church - First church built in Istanbul

The St. Irene Museum was originally a church. It ranks, in fact, as the first church built in Istanbul. Constantine commissioned it in the fourth century and Justinian later had the church restored. Reputedly the building stands on the site of a pre - Christian temple. Concert is open to all registered and their registered guests at no additional fee.

Gala Dinner

Date : September 12, 2007
Hour : 20:30 - 24:00
Venue : Feriye Restaurant
Menu : A menu composed of an up-to-date synthesis of traditional Turkish and Ottoman cuisine with alcoholic drinks and non alcoholic beverages
Price : 100 EUR (per person)



Moving in the 19th Century from Topkapı Palace to their new magnificent palaces in the Bosphorus, the Ottoman Sultans literally started the history of Feriye, built then as a precinct.

As the terminus of the new palatial area extending from Beşiktaş to Ortaköy with Dolmabağçe and Çırağan Palaces, Feriye is actually an embodiment of the interesting architectural features peculiar to its age.

Further to the restoration carried out in 1995 by Kabataş High School Foundation, Feriye Complex has become an exceptional spot to make you meet the past on the Bosphorus.

EXCURSIONS

DAILY EXCURSIONS

HD-1 St. Sophia & Blue Mosque 30.00 EURO
Departures on September 08, September 09, September 12, September 13, 2007
Schedule: 08:30-12:30



First, we drive to the Hippodrome. Famous for chariot races, this Roman stadium dates back to the time of the Emperor Constantine the Great. Also see the Blue Mosque, probably the most impressive mosque in the world. Then visit the Hagia Sophia Museum which was originally built as a church then converted into a mosque after the conquest in the 15th C. One of the oldest ancient buildings on Earth, this is well worth a visit.

HD-2 Topkapi Palace and the Grand Bazaar 30.00 EURO
Departures on September 08, September 09, September 12, September 13, 2007
Schedule: 12:30-17:30

Drive to Topkapi Palace, the imperial residence of the Ottomans. See the courtyards, a superb porcelain collection, the famous world treasury, calligraphy, Sultan's costumes and the Holy relics of Prophet Muhammed. Finish the day at Grand Bazaar where thousands of small shops are located.



FD-1 Highlights of Istanbul 60.00 EURO
Departures on September 08, September 09, September 12, September 13, 2007
Schedule: 08:30-17:30



First, we drive to the Hippodrome. Famous for chariot races, this Roman stadium dates back to the time of the Emperor Constantine the Great. Also see the Blue Mosque, probably the most impressive mosque in the world. Then visit the Hagia Sophia Museum which was originally built as a church then converted into a mosque after the conquest in the 15th C. One of the oldest ancient buildings on Earth, this is well worth a visit. After lunch, visit Topkapi Palace, the imperial residence of the Ottomans. See the courtyards, a superb porcelain collection, the famous world treasury, calligraphy, Sultan's costumes and the Holy relics of Prophet Muhammed. Finish the day at Grand Bazaar where thousands of small shops are located.

Lunch is included
This tour is a combination of HD-1 and HD-2

EXCURSIONS

HD-3 Bosphorus Cruise 25.00 EURO
Departures on September 09, September 11, September 12, 2007
Schedule: 08:30-12:30

Drive to the Spice (Egyptian) Bazaar where you can find spice shops selling varieties of spices, nuts, fruit and herbal teas and surely Turkish Delight. Walk across the road to the pier where we catch the ferry for a cruise on the Bosphorus between Europe and Asia. We land on the European side half way up the Bosphorus and drive to the Rumeli Fortress which was built by Sultan Mehmet the Conqueror as part of the preparations of his campaign to capture Istanbul.



HD-4 Tour of Asia 25.00 EURO
Departures on September 09, September 11, September 12, 2007
Schedule: 12:30-17:30



Drive across the Bosphorus over the Bosphorus Bridge to Camlica Hill from where you can enjoy a magnificent view of Istanbul. Then continue to Beylerbeyi Palace. Built around 1860s, this was the summer residence of the Imperial family. After the tour, free time near the palace for shopping or relaxing.

FD-2 Bosphorus Cruise & Tour of Asia 50.00 EURO
Departures on September 09, September 11, September 12, 2007
Schedule: 08:30-17:30

Drive to the Spice (Egyptian) Bazaar where you can find spice shops selling varieties of spices, nuts, fruit and herbal teas and surely Turkish Delight. Walk across the road to the pier where we catch the ferry for a cruise on the Bosphorus between Europe and Asia. We land on the European side half way up the Bosphorus and drive to the Rumeli Fortress which was built by Sultan Mehmet the Conqueror as part of the preparations of his campaign to capture Istanbul. After lunch, we drive across the Bosphorus over the Bosphorus Bridge to Camlica Hill from where you can enjoy a magnificent view of Istanbul. Then continue to Beylerbeyi Palace. Built around 1860s, this was the summer residence of the Imperial family. After the tour, free time near the palace for shopping or relaxing.



Lunch is included
This tour is a combination of HD-3 and HD-4

EXCURSIONS

HD-5 Afternoon at the Golden Horn

30.00 EURO

Departures on September 08, September 10, 2007

Schedule: 12:30-17:30



Drive to the old city across the Golden Horn and arrive at Eyup where we will visit the Sanctuary of Eyup Sultan, a Muslim warrior of early Islamic period. After the visit, stop at the famous Cafe Pierre Loti named after the French poet who spent many years in Istanbul. Enjoy a cup of Turkish Coffee and the view of the Golden Horn. Then drive to the Church of St. Saviour in Chora (Kariye Museum), a unique example of the world famous Byzantine mosaics depicting lifecycles of Mary and Christ.

NT-1 Istanbul by Night

70.00 EURO

Departures on September 10, 2007

We enjoy a typical Turkish show at one of the exclusive night clubs of Istanbul. Dinner will be served while we watch the belly dancers, folk dancers performing.



DA-1 Tour of Bursa

70.00 EURO

Departures on September 12, 2007



Bursa is the fourth largest city of Turkey today. And also, it has a long and significant history of more than two thousand years. Cross the Sea of Marmara by ferry boat to Yalova. Drive to Bursa, the first capital of the Ottomans. Visit the Green Mosque and Mausoleum and then have an "Iskender Kebap" lunch for which the city is famous. Spend the afternoon visiting the Grand Mosque, the Silk and Covered Markets of Bursa. Return to Istanbul in the evening. Full day tour with lunch included In case of insufficient number of participants, this tour may be operated by car.

EXCURSIONS

DA-2 Troy and Anzacs

150.00 EURO

Departures on September 08, September 13, 2007

Drive through the European Turkey to Gallipoli and visit the War Memorials on the Gallipoli Peninsula. Here, Turkish and Anzac soldiers fought during the WW1 in 1915. See the Anzac Cove, Lone Pine Cemetery and the small local museum with finds from the battlefields displayed. Cross the Dardanelles to the Asian side and drive to Troy, the legendary site of Homer where one of the most famous battles of history took place. Lunch during the tour. Return to Istanbul later in the afternoon with a stop for dinner. Full day tour with lunch and dinner included. In case of insufficient number of participants, this tour may be operated by car. Please note that it is a very long day. Three participants min. required



PROGRAM OVERVIEW

Abbreviations:

- Ss= Slide seminar
- Sy= Symposium
- KNL= Key note lecture
- Sc= Short course
- SL= Special lecture
- Bm= Business Meeting

- Breast Pathology
- Cardiovascular Pathology
- Cytopathology
- Dermatopathology
- Electron Microscopy
- Endocrine Pathology
- Gastrointestinal Pathology
- Gynecopathology
- Head and Neck
- Hematopathology
- Infectious Disease Pathology
- Liver Pathology
- Mediastinum
- Molecular Pathology
- Nephropathology
- Neuropathology
- Others
- Pancreatic Pathology
- Pediatric and Foetoplacental / Perinatal Pathology
- Pulmonary Pathology
- Soft Tissue and Bone
- Transplantation Pathology
- Uropathology
- Free Papers

PROGRAMME OVERVIEW

September 8, 2007, Saturday

Time	Anadolu	Rumeli B	Marmara	Haliç	Topkapı A	Topkapı B	Dolmabahçe A	Dolmabahçe C	Dolmabahçe B
19:00	OPENING CEREMONY Anadolu								

September 9, 2007, Sunday

Time	Anadolu	Rumeli B	Marmara	Haliç	Topkapı A	Topkapı B	Dolmabahçe A	Dolmabahçe C	Dolmabahçe B
10:00 - 12:00	Sy Gastrointestinal Pathology: Idiopathic Inflammatory Bowel Disease	Sc Breast Pathology: Morphology and Molecular Pathology	Sc Controversial Issues in Thyroid Pathology	Sy Hematopathology: Spleen Pathology	Sc Common Non-Neoplastic Lesions in Pediatric Pathology	Sy Training in Pathology	FP1 Cytopathology FP2 Miscellaneous		
11:00	BREAK POSTER - EXHIBITION - COFFEE								
12:00	KNL HPV - From Discovery to Vaccine in 30 Years Harald Zur Hausen (Germany) Anadolu								
13:00	Sat S Vision Biosystems								
13:00	BREAK POSTER - EXHIBITION								
14:30 - 17:30	Sy Gut Endocrine Tumors (in Memory of Prof. Obermüller)	Sy A Pot Pourri of Topical Issues in Breast Pathology	Sy New WHO Classification of Tumors of the Nervous System	Sy Mediastinal Pathology: New Diagnostic and Molecular Aspects	Sy Birth Asphyxia and Birth Trauma	Ss Cytopathology: Deep-Seated, Masses at the Targets of Fine Needle	SL From Meticulous Clinical Pathology Work to Novel Genes		
14:30 - 19:30	Sy Computational Pathology	Bm Breast Pathology: Conjoint Meeting (ESP Breast Pathology Working Group and Int. Society of Breast Pathology) and Business Meeting: Hot Topics in Breast Pathology	Bm Frozen Section Diagnosis in Endocrine Pathology	Bm Molecular Pathology	Bm Intestinal Pseudo-obstruction	FP3 Hematopathology	FP4 Uropathology		Discuss with the Expert Videomicroscopy Tutorial: Gynecopathology Case Discussions

Abbreviations: Ss= Slide seminar, Sat S= Satellite Symposium, Sy= Symposium, KNL= Key Note Lecture, Sc= Short Course, SL= Special Lecture, Bm= Business Meeting, FP= Free Papers

PROGRAMME OVERVIEW

September 10, 2007, Monday

Time	Anadolu	Rumeli B	Marmara	Haliç	Topkapı A	Topkapı B	Dolmabahçe A	Dolmabahçe C
08:30 - 12:00	Sy ESP/Arthur Purdy Stout Meeting: Premalignant Lesions of GI and GU Systems	Sy Joint Meeting of Pulmonary Pathology and Molecular Pathology Working Groups of ESP: Molecular Signatures of Lung and Pleura Tumors, from Genes to Proteomics	Ss Testicular Non Germ Cell Tumors	Ss Interesting Cases in Breast Pathology	Sy Molecular Pathology of Head and Neck Tumors	Ss New and Controversial Entities of the New WHO Classification of Endocrine Tumors	FP5 Cardiovascular Pathology	FP6 Pediatric and Fetal/Placental/ Perinatal Pathology
08:30 - 12:00							FP7 Liver and Pancreas Pathology	FP8 Electron Microscopy
10:00 - 11:00	B R E A K POSTER - EXHIBITION - COFFEE							
12:00 - 13:00	KNL Laryngeal Carcinoma: Old and New Challenges Antonio Cardesa (Spain) Anadolu							
13:00 - 14:30	Sat S Dako							
13:00 - 14:30	B R E A K POSTER - EXHIBITION							
14:30 - 17:30	Sc Hot Topics in Liver Pathology	Sy The Investigation of Sudden Cardiac Death: Proposals for a European Protocol	Sy The Pathology of the Prostate in Needle Biopsies: 2007 Update	Ss Soft Tissue Lesions Particularly Localized to the Head and Neck Region	Ss ESP/IAP Joint Meeting: Debates on the Diagnosis of Selected Lymphoproliferative Disorders: a Slide Seminar	Ss Inflammatory Skin Diseases	FP9 Breast Pathology	FP10 Endocrine Pathology
14:30 - 17:30	SL Amyloid and Amyloidosis in Surgical Pathology - Current Status and Future Perspectives						FP11 Breast Pathology	FP12 Molecular Pathology
16:00 - 16:30	B R E A K POSTER - EXHIBITION - COFFEE							
17:30 - 19:30	Sc Joint Session of ESP Cytopathology and Endocrine WGs: Analysis of Thyroid Nodules at the Cellular, Architectural and Molecular Level	Sy Outcome and Biopsy Follow-up in Renal Diseases	Bm Unusual Forms of Gastritis	Ss Unexpected Histological Findings that Change the Clinical Diagnosis in Fetal/Placental Pathology	Bm Cardiovascular Clinicopathological Cases: "What is it?"	Bm The Decisive Role of Electron Microscopy in the Characterization of Tumors	FP13 Breast Pathology	FP14 Soft Tissue, Joint and Bone
17:30 - 19:30								Discusses With The Expert Tutorial: Interactive Case Discussions on Hematopathology

Abbreviations: Ss= Slide seminar, Sat S= Satellite Symposium, Sy= Symposium, KNL= Key Note Lecture, Sc= Short Course, SL= Special Lecture, Bm= Business Meeting, FP= Free Papers

PROGRAMME OVERVIEW

September 11, 2007, Tuesday

Time	Anadolu	Rumeli B	Marmara	Haliç	Topkapı A	Topkapı B	Dolmabahçe A	Dolmabahçe C
12:00 - 14:30	Sy Controversies in Surgical Pathology	Sy ESP Cytopathology WGIAC Joint Meeting: Role of Cytopathology in Selecting Patients for Target Treatments	Sc Gastrointestinal Pathology: GIT Polyps and Polyposis Syndromes - "New Corners"	Ss Pathology of the Salivary Glands	Sc Factors Influencing Survival, Metastasis, and Therapy: Response of Lung and Pleura Tumors	Sy An Update of Diagnostic Applications of Electron Microscopy in Non-Neoplastic Diseases	FP15 Nephropathology	FP16 Dermatopathology
08:30 - 12:00							FP17 Uropathology	FP18 Dermatopathology
10:00 - 11:00	B R E A K POSTER - EXHIBITION - COFFEE							
12:00 - 13:00	KNL Cytopathology of the Lung: Past, Present and Future Yener Erozan (USA) Anadolu							
13:00 - 14:30	Sat S Ventana							
13:00 - 14:30	B R E A K POSTER - EXHIBITION							
14:30 - 17:30	Sy Stem Cell in Disease	Sy Pancreatic Tumors: The Five Question Symposium	Sc Cystic Lesions of Kidney	Ss General Surgical Pathology	Sy Evolving Concepts in Mesenchymal Tumors of the Skin	Ss The Surgical Pathology of Cardiovascular Disease	FP19 Gastrointestinal Pathology	FP20 Gynecopathology
14:30 - 17:30							FP22 Gastrointestinal Pathology	FP23 Gynecopathology
16:00 - 16:30	B R E A K POSTER - EXHIBITION - COFFEE							
17:30 - 19:30	Sc Bone Marrow Pathology		Bm Uropathology	Bm Administrative Affairs and Session on Cervicovaginal Cytology	Bm Symposium on Lymphoid Lesions of the Head and Neck	Sc Joint Session of the ESP Electron Microscopy and Nephropathology WGs: The Impact of Electron Microscopy in Diagnostic Nephropathology	Bm Dermatopathology	FP25 Gastrointestinal Pathology
17:30 - 19:30								FP26 Pulmonary Pathology
17:30 - 19:30								Sy The European Rare Lung Disease Collection on the Internet

Abbreviations: Ss= Slide seminar, Sat S= Satellite Symposium, Sy= Symposium, KNL= Key Note Lecture, Sc= Short Course, SL= Special Lecture, Bm= Business Meeting, FP= Free Papers

PROGRAMME OVERVIEW

September 12, 2007, Wednesday

Time	Anadolu	Rumeli B	Marmara	Haliç	Topkapı A	Topkapı B	Doimabahçe A	Doimabahçe C
08:30 - 12:00	Sy Predictive Gynecopathology	Sy Berghet's Disease	Sc Burning Practical and BioMolecular Issues on Melanocytic Lesions of the skin	Ss Benign Hematopoietic Proliferations Mimicking Borderline Malignancies and Lymphoproliferative Lesions	Ss Diagnostic Challenges in Nephropathology	Sc The Pathology of Common and Rare Infections	FPZ7 Head and Neck Pathology FPZ9 Head and Neck Pathology	FPZ8 Molecular Pathology FP30 Molecular Pathology
B R E A K POSTER - EXHIBITION - COFFEE								
General Assembly Anadolu								
Sat S 3DHISTECH								
B R E A K POSTER - EXHIBITION								
13:00 - 14:30	Sy Eumolpath Horizons for Pathology: Biomarkers, Drug Development and Trial Design	Ss Gynecopathology	Sc Dedifferentiated Sarcomas of Bone and Soft Tissue	Sy Road MAPS for Molecular Pathology: Methods, Applications, Problems, Solutions	Sy Transplantation Pathology	Ss Pulmonary Pathology 1: Interstitial Lung Diseases	Ss New Entities of the Nervous System Tumors	
16:00 - 17:30	Sy WHO Classification of Head and Neck Tumors	Bm Gynecopathology	Bm Bone Forming Lesions of Bone and Soft Tissue	Bm WG on Nephropathology	Bm Hot Topics in Pulmonary Pathology	Sy Quality Assurance in Pathology	FP31 Neuropathology	Discuss with the Expert (Videomicroscopy Tutorial): Differential Diagnosis of Pancreatic Neoplasia

Abbreviations: Ss= Slide seminar, Sat S= Satellite Symposium, Sy= Symposium, KNL= Key Note Lecture, Sc= Short Course, SL= Special Lecture, Bm= Business Meeting, FP= Free Papers

PROGRAMME OVERVIEW

September 13, 2007, Thursday

Time	Anadolu	Rumeli B	Marmara	Haliç	Topkapı A	Topkapı B	Doimabahçe A	Doimabahçe C
08:30 - 10:30	Sy ESP/SLAP Joint Meeting: Once in a Pathologist's Lifetime				Sc Update on Rare Entities in Gynecopathology	Sy Cutaneous Lymphomas: 2007 State of the Art	Ss Gastrointestinal Pathology: Once in a Lifetime: Rare Entities of the GIT	Ss Pulmonary Pathology 2: Infectious Diseases of the Lung
B R E A K EXHIBITION - COFFEE								
10:30 - 11:00	Plenary Poster Session Anadolu							
12:00 - 13:00	KNL From Paraganglioma to Oncocytic Tumors: The Mitochondrial Link Manuel Sobrinho-Simoes (Portugal) Anadolu							
13:00 - 14:00	Closing Ceremony Anadolu							

Abbreviations: Ss= Slide seminar, Sat S= Satellite Symposium, Sy= Symposium, KNL= Key Note Lecture, Sc= Short Course, SL= Special Lecture, Bm= Business Meeting, FP= Free Papers

SEPTEMBER 8, 2007, SATURDAY

- 19:00 – 20:00 Opening Ceremony
- 20:00 – 22:00 Welcome Reception

SEPTEMBER 9, 2007, SUNDAY

**08:30 – 12:00
Symposium
Anadolu** **Gastrointestinal Pathology**

Idiopathic Inflammatory Bowel Disease
Chairpersons: *K. Geboes (Belgium), S. Göksel (Turkey)*

The Histopathological Diagnosis of Ulcerative Colitis and the Differential Diagnosis with Infectious Disease
M. Novelli (UK)

Lesions of the Smooth Muscles and Intrinsic Innervation in IBD
V. Villanacci (Italy)

Chronic Ischemic Enteritis and Colitis May Mimic IBD! Behcet's Disease and other Vasculopathies
S. Göksel (Turkey)

The Influence of Hepatic Inflammation on Intestinal Inflammation
P. Desreumaux (France)

What Should We Do with Low Grade Dysplasia in Ulcerative Colitis?
K. Geboes (Belgium)

**08:30 – 12:00
Short Course
Rumeli B** **Breast Pathology**

Morphology and Molecular Pathology
Chairpersons: *I. Ellis (UK), W. Bocker (Germany)*

Molecular Pathology of Lobular Carcinoma and Its Variants
S. Lakhani (Australia)

Pathological and Clinical Significance of "Papillae" in Breast Cancer
A. Sapino (Italy)

Basal Breast Cancer: From Microarrays to Mice and Back to the Bedside
J. R. Filho (UK)

New Entities in Breast Pathology
V. Eusebi (Italy)

Morphological and Immunohistochemical Pathways in Breast Carcinogenesis
H. Berger (Germany)

08:30 – 12:00
Short Course
Marmara

Endocrine Pathology

Controversial Issues in Thyroid Pathology

Chairpersons: *M. Sobrinho-Simoes (Portugal), F. Dizdaroğlu (Turkey)*

Poorly Differentiated Thyroid Carcinoma
M. Volante (Italy)

Hurthle Cell Lesions
M. Sobrinho-Simoes (Portugal)

Variants of Papillary Thyroid Carcinoma
S. Dizbay Sak (Turkey)

Diagnosis of Follicular Tumors
S. Asa (Canada)

Controversies in Vascular Proliferations of the Thyroid
M. Papotti (Italy)

08:30 – 12:00
Symposium
Haliç

Hematopathology

Spleen Pathology

Chairpersons: *A. Dogan (USA), M. Piris (Spain)*

Splenic Histology and Immunology
A. Dogan (USA)

Splenic Marginal Zone Lymphoma
M. Piris (Spain)

Other Splenic B-cell Lymphomas
M. Mollejo (Spain)

Splenic T-Cell Lymphoma
W.G. Morice (USA)

Vascular Disorders of the Spleen
A. Uner (Turkey)

08:30 – 12:00
Short Course
Topkapı A

Pediatric and Foetoplacental / Perinatal Pathology

Common Non-Neoplastic Lesions in Pediatric Pathology

Chairpersons: *M. A. Brundler (UK), E. Kotiloğlu (Turkey)*

Congenital Neck Cysts
M. Ashworth (UK)

Vascular Anomalies
I. Colmenero (Spain)

Sebaceous Nevus and other Cutaneous Hamartomas
M. A. Brundler (UK)

Congenital Cystic Malformations of the Lung
A. Coulomb (France)

Renal Dysplasia and Obstructive Uropathy
S. Aktas (Turkey)

Gastrointestinal Polyps
M. McDermott (Ireland)

Intussusception
G. Kokai (UK)

08:30 – 12:00
Symposium
Topkapı B

Selected Topic

Training in Pathology

Chairpersons: *J. van den Tweel (Netherlands), V. P. Lehto (Finland)*

A - European Perspectives in Pathology Training

One Europe, One Pathology
J. van den Tweel (Netherlands)

How Can We Harmonise Training?
F. Bosman (Switzerland)

Subspecialisation: How Far Should We Go?
F. Schmitt (Portugal)

B - Beyond Conventional Learning

E-Learning in Pathology Training: An Introduction
V. P. Lehto (Finland)

Web-Based Virtual Microscopy. New Possibilities Using the Universal File Standard JPEG 2000
J. Isola (Finland)

08:30 – 10:00
Free Paper
Dolmabahçe A

Cytopathology

Chairpersons: *G. Mocan Kuzey (Turkey), A. Berner (Norway)*

OP1-1

THE ACCURACY OF IMPRINT CYTOLOGY OF SENTINEL LYMPH NODE IN BREAST CANCER: AN ANALYSIS OF CAUSES OF DISCREPANCIES

Peir-In Liang, Ming-Yuan Lee, Ben-Long Yu, Chii-Ming Chen, Dong-Ling You, Christopher K-J Lin (Taiwan)

OP1-2

THE VALUE OF FLUORESCENCE IN SITU HYBRIDISATION (FISH) IN THE DIAGNOSIS AND FOLLOW UP OF THE TRANSITIONAL CELL CARCINOMA

Ignat Schwartz, Eddie Fridman, Sylvie Polack-Sharcon, Jury Kopolovic (Israel)

OP1-3

CYTOPATHOLOGIC DIFFERENTIAL DIAGNOSIS OF MALIGNANT MESOTHELIOMA, ADENOCARCINOMA AND REACTIVE MESOTHELIAL CELLS: A LOGISTIC REGRESSION ANALYSIS

Ebru Cakir, Funda Demirag, Mehtap Aydin, Ebru Unsal (Turkey)

OP1-4

PULMONARY BRONCHIOALVEOLAR CARCINOMA. REVIEW OF 43 CASES OF CYTOLOGICAL DIAGNOSIS

M. Carme Dinares, Vicente Peg, M. Teresa Salcedo, Nieves Medina, Carmela Iglesias, Montse Ochoa, Marta Serra, Santiago Ramon Y Cajal, Natalia Tallada (Spain)

OP1-5

ENTROPY OF THE CHROMATIN TEXTURE IN ROUTINELY STAINED CYTOLOGY IS A PROGNOSTIC FACTOR IN ACUTE LYMPHOBLASTIC LEUKEMIA

Konradin Metzke, Mariana R B De Mello, Randall L Adam, Neucimar J Leite, Irene G H Lorand-Metze (Brazil)

OP1-6

IMMUNOHISTOCHEMICAL EXPRESSION OF GALECTIN-3, CYTOKERATIN 19 AND P27 IN CYTOHISTOLOGICAL DIAGNOSIS OF THE THYROID NODULES

Ruth Orellana Fernández, MR Bella, N Combalia, S Fernández, G Giménez, A Casalots, MR Escoda, M Rey (Spain)

OP1-7

A COMPARISON OF FINE NEEDLE ASPIRATION CYTOLOGY AND CORE BIOPSY IN THE DIAGNOSIS OF BREAST MASSES

Rengin Ahiskali, Zeynep Tosuner, Burcu Tuzuner, Handan Kaya, Bahadır Gulluoglu, Erkin Aribal (Turkey)

OP1-8

URINE CYTOLOGY FOR THE IDENTIFICATION OF INCLUSION BEARING "DECOY CELLS": THE INCREASED SHEDDING OF CLUMPED DECOY CELL VARIANTS IDENTIFIES PATIENTS AT VERY HIGH RISK FOR POLYOMAVIRUS ALLOGRAFT NEPHROPATHY

S. Singh, R. Detwiler, K. Andreoni, V. Nickelheit (USA)

OP1-9

FNA CYTOLOGY OF PRIMITIVE NEUROECTODERMAL TUMORS

Yuri Batoroiev (Russia)

10:00 – 11:00

BREAK

POSTER- EXHIBITION - COFFEE

11:00 – 12:00

Free Paper
Dolmabahçe C

Miscellaneous

Chairpersons: *M. Ibrahim (UK), J.A. Bombi (Spain)*

OP2-1

THE AMAZON TELEMEDICINE PROJECT: AN AFFORDABLE TELEPATHOLOGY SYSTEM FOR REMOTE ACCESS AREAS

Vinicius Duval Da Silva, Eder Huttner, Ricardo Cardoso, Thais Russomano, Adolfo Sparenberg, Lucas Michaelson, Vinicius Michaelson, Maria Helena Itaquí Lopes (Brazil)

OP2-2

UTILIZATION OF COLLEGE OF AMERICAN PATHOLOGISTS CHECKLIST AS A QUALITY IMPROVEMENT TOOL FOR ACCREDITATION

Alp Usubutun, Ozay Ozkaya, Pinar Firat, Arzu Sungur (Turkey)

OP2-3

TISSUE PATHWAYS AND CANCER DATASETS; AN OVERVIEW OF THE PROGRAMME OF THE ROYAL COLLEGE OF PATHOLOGISTS

Tim Helliwell (United Kingdom)

OP2-4

IS DIGITAL SLIDE MICROSCOPY LIMITED TO SPECIFIED MORPHOLOGICAL APPLICATIONS?

Gombás Péter, Illyés György (Hungary)

OP2-5

HONEY AS A SUBSTITUTE FOR FORMALIN?

Naziye Ozkan, Fulya Cakalagaoglu, Burcu Tuzuner, Emine Salva (Turkey)

12:00 – 13:00

Keynote Lecture
Anadolu

HPV - FROM DISCOVERY TO VACCINE IN 30 YEARS

Harald Zur Hausen (Germany)

Chairperson: *M. Wells (UK)*

13:00 – 14:30 Sponsored by Vision Biosystems
Satellite Symposium
 Haliç

13:00 – 14:30 **BREAK**
 POSTER- EXHIBITION - COFFEE

14:30 – 16:00
Symposium
 Anadolu

Gut Endocrine Tumors (in memory of Siegfried Oberndorfer)
Chairperson: *G. Kloepfel* (Germany)

Homage to Professor Siegfried Oberndorfer
G. Klöppel (Germany)

Classification of Endocrine Tumors of the Gut: Past and Present
Y. Kapran (Turkey)

Endocrine Tumors of the Pancreas and Gut: From Morphology to
 Molecular Pathology
A. Perren (Switzerland)

Endocrine Tumors of the Gastroenteropancreatic System: Where do
 they Come From?
M. Anlauf (Germany)

14:30 – 17:30
Symposium
 Rumeli B

A Pot Pouri of Topical Issues in Breast Pathology
Chairpersons: *C. Wells (UK), J. Jacquemier (France)*

Prognostic and Predictive Features: New Classification
I. Ellis (UK)

The Sick Lobe
T. Tot (Sweden)

Large Sections
M. Foschini (Italy)

Pathology of Hereditary Breast Cancer: Immunohistochemical Markers
J. Jacquemier (France)

Pathology as a Predictive Tool
G. Viale (Italy)

14:30 – 16:00
Symposium
 Marmara

Neuropathology

New WHO Classification of Tumors of the Nervous System
Chairpersons: *O. Wiestler (Germany), H. Ohgaki (France)*

Overview
H. Ohgaki (France)

Astrocytic Tumors / Oligodendroglial Tumours
G. Reifenberger (Germany)

Ependymal Tumors / Choroid Plexus Tumors / Neuronal and Mixed
 Neuronal-Glial Tumors
O. Wiestler (Germany)

Embryonal Tumours
F. Giangaspero (Italy)

16:30 – 17:30
Special Lecture
 Marmara

Neuropathology

**Histological Evaluation and Grading of Meningiomas in WHO2007:
 New and Old Concepts**
A. Perry (USA)

Chairperson: *A. Sav (Turkey)*

14:30 – 17:30
Symposium
 Haliç

Mediastinum

Mediastinal Pathology - New Diagnostic and Molecular Aspects
Chairpersons: *H. K. Muller-Hermelink (Germany), J. Rosai (Italy)*

Histogenesis of Thymomas und Thymic Carcinomas Based on Gene
 Expression Profiles
H. K. Mueller-Hermelink (Germany)

Translational Molecular Pathology of Thymic Epithelial Tumors
P. Stroebele (Germany)

Pathogenesis of Paraneoplastic Autoimmunity in Mediastinal Tumor
W. Y. Chuang (Taiwan)

Morphology and Molecular Pathology of Mediastinal Germ Cell Tumors
D. Schneider (Germany)

New Developments in Mediastinal Lymphoproliferations
F. Menestrina (Italy)

Differential Diagnosis of Primary Versus Metastatic Tumors in the
 Mediastinum
A. Marx (Germany)

14:30 – 17:30
Symposium
Topkapı A

Pediatric and Foetoplacental / Perinatal Pathology

Birth Asphyxia and Birth Trauma

Chairpersons: *I. Jeffrey (UK), N. Tunalı (Turkey)*

Birth Asphyxia - Definition and Causes
P. Nikkels (Netherlands)

Short and Long Term Effects of Birth Asphyxia on the Brain
W. Squier (UK)

Effects of Birth Asphyxia on other Organs and Tissues
G. Altinok (Turkey)

Birth Trauma
I. Jeffrey (UK)

14:30 – 17:30
Slide Seminar
Topkapı B

Cytopathology

Deep-Seated Masses at the Targets of Fine Needle

Chairpersons: *C. Ersoz (Turkey), P. Zeppa (Italy)*

I. Kardum-Skelin (Croatia)

H. Barroca (Portugal)

Z. Pohar-Marinsek (Slovenia)

U. Ince (Turkey)

P. Vielh (France)

D. Yilmazbayhan (Turkey)

J. Wejde (Sweden)

J. A. Jimenez-Heffernan (Spain)

M. Toetsch (Germany)

16:00 – 16:30

BREAK

POSTER- EXHIBITION – COFFEE

16:30 – 17:30
Special Lecture
Dolmabahçe A

Selected Topics

FROM METICULOUS CLINICAL PATHOLOGY WORK TO NOVEL GENES

R. Heerva (Finland)

Chairperson: *V. Pekka-Lehto (Finland)*

16:30 – 19:30
Symposium
Anadolu

Selected Topic

Computational Pathology

Chairpersons: *M. Dietel (Germany), G. Kayser (Germany), R. Ogilvie (USA), K. Metze (Brazil)*

Session I

The Scope of Computational Pathology: Present State and Perspectives
K. Kayser (Germany)

Integrated Solutions, Based on Emerging Standards for Digital Pathology in Clinical Practice
M. G. Rojo (Spain)

Prognostic or Predictive Factors Obtained by Computerized Image Analysis in Histopathology or Cytopathology
K. Metze (Brazil)

Production of Screen Recorded Video Tutorials of Virtual Slides for Teaching Histology and Histopathology Using Camstasia Studio
R. Ogilvie (USA)

Session II

Computer-Assisted Detection and Quantification of Oncological Biomarkers
M. Dietel (Germany)

Histometrics of Normal, Benign, Dysplastic and Malignant Colon Biopsy Specimen: Quantitation in Virtual Microscopy
B. Molnar (Hungary)

Currents Studies in Virtual Microscopy
T. Schrader (Germany)

Morphometric Analyses of Multi-Tissue Arrays in Virtual Microscopy
G. Kayser (Germany)

Virtual Slides as a Mean for Pulmonary Pathology Teleconsultation
J. Slodlowska (Poland)

Implementation of a PACS-Based Organization of Pathology Institute, First Phase
S. Seiwert (Croatia)

Tele-Educational Program on Breast Pathology, First Experience in Application of Virtual Microscopy for Pathology Education in Iran
M. Mireskandari (Iran)

Many Faces of Computational Pathology-From Education to Diagnostic Patient Care; Experience of Underdeveloped Country with Very Limited Resource
M. G. Mostafa (Bangladesh)

Open European Nephrology Science Center
T. Schrader (Germany)

17:30 – 19:30 Breast Pathology**Business Meeting**
Rumeli B**Conjoint Meeting (ESP Breast Pathology Working Group and International Society of Breast Pathology) and Business Meeting: Hot Topics in Breast Pathology****Chairpersons:** N. Agnantis (Greece), I. O. Ellis (UK), V. Eusebi (Italy)"Sentinel Node" Pathology Perspectives
*G. Cserni (Hungary)*3D in Breast Pathology
*G. Bussolati (Italy)*Targeted Therapy in Breast Cancer
*A. Sahin (USA)*Breast Pathology EQA – Experiences from the EWBS
*C. Wells (UK)***17:30 – 19:30 Endocrine Pathology****Business Meeting**
Marmara**Frozen Section Diagnosis in Endocrine Pathology****Chairpersons:** *G. Kloepfel (Germany), R. de Krijger (Netherlands)*Frozen Section Diagnosis in Abdominal Endocrine Tumours:
Pitfalls and Differential Diagnosis
*A. Couvelard (France)*Use and Abuse of Frozen Sections in Thyroid and Parathyroid
Pathology
*R. Osamura (Japan)*Surgeon's Point of View
*S. Tezelman (Turkey)***17:30 – 19:30 Molecular Pathology****Business Meeting**
Haliç**European Group for Molecular Pathology****Chairpersons:** *J. Ehrmann (Czech Republic), G. Bevilacqua (Italy)*Activities and Programs of EGMP
*G. Bevilacqua (Italy)*The EU FP6 Program: Archive's Tissues: Improving Molecular Medicine
Research and Clinical Practice (IMPACTS: Integration of Molecular
Pathology And Cell and Tissue Structure)
*G. Stanta (Italy)*Integration of Human Genetic Testing into Molecular Pathology Services
*G. Hoefler (Austria)*Quality Control Trials in Molecular Pathology – The German Experience
*F. Fend (Germany)***17:30 – 19:30 Pediatric and Foetoplacental / Perinatal Pathology****Business Meeting**
Topkapı A**Intestinal Pseudo-Obstruction****Chairpersons:** *L. Boccon-Gibod (France), I. Scheimberg (UK)**M. Reyes-Múgica (USA)*
*E. Bruder (Switzerland)***17:30 – 19:30****Free Paper**
Topkapı B**Hematopathology****Chairpersons:** *S. Ruacan (Turkey), F. Soares (Brazil)***OP3-1****EURO-FISH: A CONCERTED ACTION TOWARDS STANDARDIZED TRANSLOCATION DETECTION IN PATHOLOGY***Anke Van Rijk¹, David Mason², Lorenzo Leoncini³, José Cabecadas⁴, Martin Hansmann⁵, Christiane Chriscopie Bergman⁶, Juan Cruz Cigudosa⁷, Dimitra Anagnostou⁸, Stephen Stehamilton Dutoit⁹, Tim Svenstrup Poulsen⁹, Steen Hauge Matthiesen⁹, Han Van Krieken¹ (¹The Netherlands, ²United Kingdom, ³Italy, ⁴Portugal, ⁵Germany, ⁶France, ⁷Spain, ⁸Greece, ⁹Denmark)***OP3-2****TOPOISOMERASE II α EXPRESSION IS AN INDEPENDENT PROGNOSTIC FACTOR IN HODGKIN'S LYMPHOMA***Ipatia Doussis-Anagnostopoulou, Theodoros Vassilakopoulos, Irini Thymara, Loukas Kaklamanis, Penelope Korkolopoulou, Athina Androulaki, Efstratios Patsouris, Christos Kittas, Gerassimos Pangalis (Greece)***OP3-3****REDISTRIBUTION OF CD4 AND FOXP-3 POSITIVE TREG CELLS FROM LYMPHOID TISSUES TO PERIPHERAL BLOOD IN EARLY STAGE HIV INFECTED PATIENTS.***Alba Diaz, Ana Mozos, Marta Garrido, Joaquim Carreras, Montse Planas, Llucia Alos, Elias Campo, Felipe Garcia, Antonio Martinez (Spain)***OP3-4****GCET1 EXPRESSION IN ENDEMIC BURKITT LYMPHOMA. CORRELATION WITH EBV STATUS AND IGH MUTATION PATTERN***Cristiana Bellan¹, Stefano Lazzi¹, Giovanna Roncador², Teresa Amato¹, Giulia De Falco¹, Eleonora Leucci¹, Mario Cocco¹, Nazzareno Palumbo¹, Susanna Mannucci¹, Piero Tosi¹, Miguel Piris², Leoncini Lorenzo¹ (¹Italy), (²Spain)***OP3-5****ALTERED EXPRESSION OF MIRNAS IN C-MYC NEGATIVE BURKITT LYMPHOMA CASES***Eleonora Leucci¹, Mario Cocco¹, Patricia Van Cleef², Cristiana Bellan¹, Anke Van Rijk², Giulia De Falco¹, Anna Onnis¹, Joshua Nyagol¹, Bessie Byakika³, Stefano Lazzi¹, Piero Tosi¹, Han Van Krieken², Lorenzo Leoncini¹ (¹Italy), (²The Netherlands), (³Kenya)*

**OP3-6
EXPRESSION OF BTK IN NORMAL AND NEOPLASTIC LYMPHOID TISSUES**

Sermin Ozkal¹, Johan Hjm Van Krieken², Sara Tedoldi¹, Jennifer C Paterson¹, Martin-Leo Hansmann³, Aydanur Kargi⁴, Teresa Marafioti¹ (¹United Kingdom), (²The Netherlands), (³Germany), (⁴Turkey)

**OP3-7
ANALYSIS OF LYMPHOCYTE SUBPOPULATIONS, BONE MARROW HEMATOPOIESIS AND HISTOPATHOLOGY IN RITUXIMAB-TREATED LYMPHOMA PATIENTS WITH LATE-ONSET NEUTROPENIA**

Kostas Stamatopoulos¹, Theodora Papadaki¹, Charalambos Pontikoglou¹, Ioanna Athanasiadou¹, Niki Stavroyianni¹, Juergen Bux², Ioannis Batsis¹, Katerina Pyrovolaki¹, George Paterakis¹, Dimitra Anagnostou¹, Achilles Anagnostopoulos¹, Helen Papadaki¹ (¹Greece), (²Germany)

**OP3-8
EVALUATION OF ANGIOGENESIS IN THE BONE MARROW OF CHILDREN WITH ACUTE LYMPHOBLASTIC LEUKEMIA BY A NOVEL MORPHOMETRIC METHOD**

Lida Kalmanti, Konstantina Dambaki, Vrettos Haniotis, Helen Dimitriou, Eftihia Stiakaki, Efstathios Stathopoulos, George Delides (*Greece*)

**OP3-9
INVOLVEMENT OF THE BREAST BY HEMATOLOGICAL MALIGNANCIES: A STUDY OF PRIMARY AND SECONDARY INVOLVEMENT**

Arzu Saglam, Aysegul Uner (*Turkey*)

**OP3-10
EXPRESSION AND ACTIVATION STATUS OF THE GENOTOXIC STRESS-INDUCED 53BP1 PROTEIN IN NON HODGKIN AND HODGKIN LYMPHOMAS**

Elias Drakos, L. Jeffrey Medeiros, Julio Morales, Vasiliki Leventaki, Phillip Carpenter, George Rassidakis (*USA*)

**OP3-11
DIFFERENTIAL EXPRESSION OF ACTIVATED (PHOSPHORYLATED) C-JUN N-TERMINAL KINASE (JNK) IN B-CELL NON-HODGKIN LYMPHOMAS**

Vasiliki Leventaki, Elias Drakos, Ellen Schlette, Pei Lin, L. Jeffrey Medeiros, George Rassidakis (*USA*)

17:30 – 19:30
Free Paper
Dolmabahçe A

Uro pathology

Chairpersons: H. Moch (*Switzerland*), M. Scarpelli (*Italy*)

**OP4-1
HISTOPATHOLOGICAL CHARACTERISTICS OF PRIMARIES AND PELVIC LYMPH NODE METASTASES PREDICTING SURVIVAL IN SURGICALLY TREATED NODAL POSITIVE PROSTATE CANCER PATIENTS**

Achim Fleischmann, Sylviane Schobinger, Regula Markwalder, Martin Schumacher, Fiona Burkhard, George N. Thalmann, Urs E. Studer (*Switzerland*)

**OP4-2
ABERRANT PROTEIN EXPRESSION IN MICROPAPILLARY BLADDER CARCINOMA**

Eva Maria Comperat, Armelle Bardier-Dupas, Emmanuel Chartier-Kastler, Marc-Olivier Bitker, Francois Richard, Olivier Cussenot, Frederique Capron, Philippe Camparo (*France*)

**OP4-3
EFFECT OF TAMOXIFEN ON GROWTH OF BLADDER CANCER CELLS IS INDEPENDENT OF ESTROGEN RECEPTORS BUT INVOLVES UPREGULATION OF BAX AND CYCLIN D1 EXPRESSION**

Paul Smith, Elwin Morgan, Sheng Yao, Joseph Philip, Carol Beesley, Alix Bee, Youqiang Ke, Brian Lane, Christine Gosden, Christopher Foster (*United Kingdom*)

**OP4-4
POSSIBLE ROLE OF CYCLOOXYGENASE-2 IN SCHISTOSOMA- AND NON-SCHISTOSOMA ASSOCIATED BLADDER CANCER**

Olfat Hammam, Ahmed Aziz, Tarek Abou Shousha, Mamdouh Roshdy, Ahmed Abdel Hady (*Egypt*)

**OP4-5
DIFFERENTIAL DIAGNOSTIC OF RENAL CLEAR CELL CARCINOMA USING PLOIDOMETRY**

Tatiana Fedorina, Michael Pleshivcev (*Russia*)

**OP4-6
INVASION FRONT PHENOMENA IN PROSTATIC CANCER**

Peter Stoemmer, Ingrid Bayer (*Germany*)

**OP4-7
TMPRSS2:ERG GENE FUSION EXPRESSION AND PROSTATE CANCER PROGRESSION**

Gabriella Nesi, Lorella Bonaccorsi, Milena Paglierani, Csilla Krausz, Lorenzo Masieri, Sergio Serni, Laura Proietti-Pannunzi, Marco Carini, Gianni Forti, Elisabetta Baldi, Lucio Luzzatto (*Italy*)

**OP4-8
THE EFFECT OF CHRONIC ARSENIC EXPOSURE FROM DRINKING WATER ON THE PATHOLOGIC CHARACTERISTICS OF UROTHELIAL TUMORS IN A NON-SELECTED PATIENT POPULATION WITH BLADDER CANCER**

Alan Schned, Angeline Andrew, Carmen Marsit, Steven Morris, Scot Zens, Karl Kelsey, Margaret Karagas (USA)

**OP4-9
TISSUE MICROARRAY STUDY OF THE RELATIONSHIP BETWEEN CLUSTERIN EXPRESSION AND HORMONE THERAPY EFFECT IN PROSTATIC ADENOCARCINOMA**

Nuria Juanpere, Jose Antonio Lorente, Andreas Doll, Marina Rigau, Miguel Abal, Teresa Baro, Pilar Garcia, Carlos Allepuz, Luis Plaza, Asunta Munne, Luis Angel Rioja, Jaume Reventos, Sergio Serrano, Antoni Gelabert, Jose Lloreta (Spain)

**OP4-10
FISH ANALYSIS OF PTEN GENOMIC DELETION IN PATIENTS WITH RENAL CELL CARCINOMA**

Isabela Cunha¹, Eurico Campos¹, Stenio Zequi¹, Gustavo Guimaraes¹, Maisa Yoshimoto², Jeremy Squire², Ademar Lopes¹, Fernando Soares¹ (¹Brazil), (²Canada)

**OP4-11
CLINICAL SIGNIFICANCE OF NF- κ B LEVELS IN UROTHELIAL CARCINOMA**

Polyanthe Papanastasiou, Georgia Levidou, Angelica A Saetta, Penelope Korkolopoulou, Irene Thymara, Petros Pavlopoulos, Euphemia Thomas-Tsagli, Efstratios Patsouris (Greece)

17:30 – 19:30 **Discuss with the Expert: Gynecopathology Case Discussion**
Dolmabahçe B
Videomicroscopy **M. Wells (UK), J. Smith (UK)**
Tutorial

07:30 – 08:30 **Sponsored by Novartis Oncology**
Satellite Symposium
Haliç **Chairpersons:** *M. Miettinen (USA), G. Dogusoy (Turkey)*

Pathology and Prognosis of GIST
M. Miettinen (USA)

KIT and PDGFRA Mutations in GIST
J. Lasota (USA)

08:30 – 12:00
Symposium
Anadolu

Selected Topic
ESP/ Arthur Purdy Stout Meeting: Premalignant Lesions of GI and GU Systems

Chairpersons: *M. Merino (USA), F. Carneiro (Portugal)*

Premalignant Lesions of Hereditary GI Cancer
F. Carneiro (Portugal)

Premalignant Lesions in the Setting of Chronic Inflammatory Conditions of the GI Tract
L. Yerian (USA)

Lymphoproliferative Disorders of the GI Tract
L. Abruzzo (USA)

Premalignant Lesions of the GU Tract
F. Algaba (Spain)

Premalignant Lesions of Kidney Cancer
M. Merino (USA)

08:30 – 12:00
Symposium
Rumeli B

Pulmonary Pathology
Symposium (Joint Meeting of Pulmonary Pathology and Molecular Pathology Working Groups of ESP): Molecular Signatures of Lung and Pleura Tumors, from Genes to Proteomics
Chairpersons: *G. Bevilacqua (Italy), H. Popper (Austria)*

An Integrative Approach to Analyze the Interplay of Genetic and Epigenetic Changes in Lung Tumours
R. Ullmann (Germany)

The Impact of cDNA Microarrays in the Evaluation of Gene Expression and DNA Copy Number Profiles of Lung Carcinomas
M. Sanchez-Cespedes (Spain)

Molecular Signature of Asbestos-Related Lung Cancer
S. Anttila (Finland)

Analysis of Microarray Data: Possibilities & Pitfalls
J. Wilhelm (Germany)

Mass Spectrometry Based Proteomics in Biomarker Discovery: Principles, Perspectives and Challenges
J. Wisniewski (Germany)

Proteomics - Tissue Microarray and Antibody Array – What Information is Provided?
H. Popper (Austria)

Targeted Therapy in Advanced Lung Cancer
B. Murer (Italia)

08:30 – 12:00
Slide Seminar
Marmara

Urothology
Testicular Non Germ Cell Tumors
Chairperson: *G. Mikuz (Austria)*

Z. Ovcak (Slovenia)
H. Aydın (Turkey)
K. Yörükoğlu (Turkey)
F. Algaba (Spain)
G. Mikuz (Austria)
M. Colecchia (Italia)
E. Compérat (France)
B. Kruslin (Croatia)
J. R. Srigley (Canada)

08:30 – 12:00
Slide Seminar
Haliç

Breast Pathology “In memory of Dr J.L. (Hans) Peterse”

Interesting Cases in Breast Pathology
Chairpersons: *V. Eusebi (Italy), S. Tuzlali (Turkey)*

M van de Vijver (Netherlands) (Homage to Dr. Peterse)
M. Hayes (Canada)
T. Oyama (Japan)
J. Kulka (Hungary)
C. Riva (Italy)
A. Lee (UK)
A. Reiner (Austria)
S. Tuzlali (Turkey)
J. Dahlstrom (Australia)
V. Eusebi (Italy)

08:30 – 12:00
Symposium
Topkapı A

Head and Neck Pathology

Molecular Pathology of Head and Neck Tumors
Chairpersons: *I. Leivo (Finland), J. Reis-Filho (UK)*

HPV-Related Carcinomas of the Head and Neck
L. Alós (Spain)

Translating Molecular Markers Into Diagnostic/Predictive Tools for the Management of Head and Neck Squamous Cell Carcinoma
T. Helliwell (UK)

Pathology and Biology of BRD-NUT Carcinoma
C. French (USA)

Molecular Genetics of Myoepithelial Tumours of the Salivary Glands
J. Reis-Filho (UK)

Molecular Genetics of Mucoepidermoid Carcinoma of the Salivary Glands
I. Leivo (Finland)

08:30 – 12:00
Slide Seminar
Topkapı B

Endocrine Pathology

New and Controversial Entities of the New WHO Classification of Endocrine Tumors

Chairpersons: *P. Komminoth (Switzerland), G. Rindi (Italy)*

M. Sobrinho-Simoes (Portugal)
G. Kloepfel (Germany)
G. Kontogeorgos (Greece)
S. Asa (Canada)
P. Komminoth (Switzerland)
C. Sokmensuer (Turkey)
G. Rindi (Italy)
R. de Krijger (Netherlands)
A. M. McNicoll (UK)

08:30 – 10:00
Free Paper
Dolmabahçe A

Cardiovascular Pathology

Chairpersons: *L. Kaklamanis (Greece), J. Vasilijevic (Serbia)*

OP5-1

LEFT VENTRICULAR MECHANICAL SUPPORT IN CONGESTIVE HEART FAILURE: CHANGES OF PLOIDY STATUS, NUMBER OF BINUCLEATED CARDIOMYOCYTES AND CELL-CYCLE REGULATORY PROTEINS

Jeremias Wohlschlaeger (Germany)

OP5-2

IMMUNE INFLAMMATION PECULIARITIES IN ATHEROSCLEROSIS

Zota Ieremia, Melnic Eugen, Foca Ecaterina (Moldova)

OP5-3

SUDDEN CARDIAC DEATH – A VIEW OF FORENSIC PATHOLOGIST

Katarzyna Michaud, Hugues Abriel, Vincent Castella, Patrice Mangin (Switzerland)

OP5-4

ENDOMYOCARDIAL BIOPSY GUIDED BY ELECTROANATOMIC VOLTAGE MAP IN ARRHYTHMOGENIC RIGHT VENTRICULAR CARDIOMYOPATHY

Paola Francesca Silenzi, Andrea Avella, Augusto Pappalardo, Claudio Tondo, Cira Rosaria Tiziana Di Gioia, Giulia D'Amati (Italy)

OP5-5

ANGIOGENIC MESENCHYMAL STROMAL CELLS DERIVED FROM HUMAN THORACIC AORTAS

Laura Foroni, Gianandrea Pasquinelli, Pier Luigi Tazzari, Cristiana Vaselli, Marina Buzzi, Gianluca Storci, Francesco Alviano, Francesca Ricci, Massimiliano Bonafè, Catia Orrico, Mauro Gargiulo, Gianpaolo Bagnara, Roberto Conte, Andrea Stella (Italy)

OP5-6

LYMPHATIC VESSELS, LYMPHATIC VASCULAR ENDOTHELIAL GROWTH FACTORS AND THEIR RECEPTORS IN HUMAN HEART VALVES

Ivana Kholová¹, Svetlana Laidinen¹, Galina Dragneva¹, Petra Hájková², Ivo Steiner², Veli-Matti Kosma¹, Seppo Ylä-Herttua¹ (¹Finland), (²Czech Republic)

OP5-7

MORPHOLOGICAL AND IMMUNOHISTOCHEMICAL ANALYSIS OF A SERIES OF 33 CONGENITAL VASCULAR MALFORMATIONS – A SINGLE CENTRE EXPERIENCE

Nonica Maftei, Nigel J Standfield, Amanda Forsyth, Michelle Farrar, Louise C Brown, Ann Sandison (United Kingdom)

08:30 – 10:00
Free Paper
Dolmabahçe C

Pediatric and Foetoplacental / Perinatal Pathology

Chairpersons: *L. Boccon-Gibod (France), I. Scheimberg (UK)*

OP6-1

MORPHOLOGIC, PHENOTYPIC AND CYTOGENETIC CHARACTERIZATION OF THREE ESTABLISHED EWING/PNET CELL LINES

Rosa Noguera, Isidro Machado, Samuel Navarro, Empar Mayordomo, Marta Piqueras, Antonio Pellin, Antonio Llombart-Bosch (Spain)

OP6-2

POTENTIAL PROGNOSTIC IMPORTANCE OF CHOSEN MORPHOMETRIC CHARACTERISTICS OF THE CELLS OF WILMS' TUMOR AND NEUROBLASTOMA IN CHILDREN

Jozef Kobos, Piotr Dembski (Poland)

OP6-3

GENETIC ALTERATIONS IN NEPHROBLASTOMAS AND CORRESPONDING NEPHROGENIC RESTS

Christine Grill¹, Ivo Leuschner², Otto Dietze¹, Cornelia Hauser-Kronberger¹, Barbara Guertl¹ (¹Austria), (²Germany)

OP6-4

LUNG DEVELOPMENT IN PATIENTS WITH SEVERE HYPOPHOSPHATASIA (HPP): SEVERE EFFECTS DUE TO POOR MECHANICAL FUNCTION

Cirilo Sotelo-Avila, Richard A. Cahill, Daphne Demello, Deborah Wenkert, Michael P. Whyte (USA)

OP6-5

FOCAL ADHESION KINASE EXPRESSION IN MOST COMMON PEDIATRIC SOLID TUMORS

Stamatios Theocharis¹, Jerzy Klijanienko¹, Maria Papaefthymiou², Paul Freneau¹, Jean Michon¹, Jerome Couturier¹, Herve Brisse¹, Philippe Vielh¹, Xavier Sastre¹ (¹France), (²Greece)

OP6-6
HTRT EXPRESSION IN MALIGNANT PERIPHERAL NERVE SHEATH TUMORS (MPNST) OF PEDIATRIC AGE: CORRELATION WITH TUMOR GRADE AND PROGNOSIS.

Sara Pizzi, Patrizia Dall'Igna, Emanuele S. G. D'Amore, Claudio Gambini, Paolo Nozza, Angela Rita Sementa, Vito Ninfo, Gianni Bisogno, Rita Alaggio (*Italy*)

OP6-7
ACTIVATION OF THE PI3K/AKT PATHWAY IN NEUROBLASTOMA
 Herve Sartelet¹, Marine Castaing², Monique Fabre², Jacques Bosq², Anne-Laure Rougemont¹, Stefan Michiels², Gilles Vassal²
 (¹Canada), (²France)

OP6-8
MORPHOLOGICAL AND IMMUNOHISTOCHEMICAL CHANGES OF PLACENTA OF WOMEN WITH MULTIFETAL PREGNANCIES REDUCED TO TWINS

Tamara Zadorozhna, Larisa Tumanova, Olena Ryabenko (*Ukraine*)

OP6-9
ESTIMATION OF APOPTOSIS IN PLACENTAS WITH INTRAUTERINE GROWTH RETARDATION

Nikolaos Kavantzias, George Agrogiannis, Emmanuel Agapitos, Sofia Tseleni, Efstratios Patsouris (*Greece*)

10:00 – 11:00

BREAK
 POSTER- EXHIBITION - COFFEE

11:00 – 12:00
 Free Paper
 Dolmabahçe A

Liver and Pancreas Pathology
 Chairpersons: F. Yilmaz (*Turkey*), D. Tiniakos (*Greece*)

OP7-1
E-CADHERIN/CATENIN COMPLEX AND THE RECENTLY IDENTIFIED DYADHERIN ARE DIFFERENTIALLY EXPRESSED IN PRIMARY LIVER TUMOURS

Alexander Charalabopoulos¹, Anna Batistatou², Konstantinos Charalabopoulos², Yukihiro Nakanishi³, Setsuo Hirohashi³, Angelos Kappas², Niki Agnantis² (¹United Kingdom), (²Greece), (³Japan)

OP7-2
HEPATOCELLULAR CARCINOMA IN ALPHA-1-ANTITRYPSIN DEFICIENCY: A GENOTYPE STUDY IN SINGLE NEOPLASTIC AND NON-NEOPLASTIC HEPATOCYTES.

Simona Sacconi, Paola Francalanci, Filippo Maria Santorelli, Francesca Minnei, Pierpaolo Coni, Gavino Faa, Francesco Callea (*Italy*)

OP7-3
CLUSTERIN EXPRESSION IN CHOLESTASIS AND LIVER FIBROSIS

Aigelsreiter Ariane¹, Janig Elke¹, Halasz Judit², Lackner Carolin¹, Sostaric Julia¹, Pichler Martin¹, Stumptner Cornelia¹, Unterthor Daniela¹, Kufferath Iris¹, Zatloukal Kurt¹, Denk Helmut¹
 (¹Austria), (²Hungary)

OP7-4
PROTEIN PROFILING OF CHOLANGIOCARCINOMA: ARE HILAR AND INTRAHEPATIC CHOLANGIOCARCINOMAS DIFFERENT MOLECULAR ENTITIES?

Guedj Nathalie, Perigny Martine, Degos Francoise, Belghiti Jacques, Farges Olivier, Bedossa Pierre, Paradis Valérie (*France*)

OP7-5
TRANSCRIPTION FACTORS FBP-1 AND FBP-3 AND THEIR REPRESSOR FIR ARE PRO-TUMORIGENIC FACTORS IN HEPATO-CARCINOGENESIS

Weber Achim¹, Malz Mona², Ehemann Volker², Schirmacher Peter², Breuhahn Kai² (¹Switzerland), (²Germany)

OP7-6
SIGNIFICANCE OF THE E-CADHERIN REPRESSOR SNAIL IN PANCREATIC, AMPULLARY, AND SMALL BOWEL CARCINOMAS

Yesim Gurbuz¹, Karl-Friedrich Becker² (¹Turkey), (²Germany)

11:00 – 12:00
 Free Paper
 Dolmabahçe C

Electron Microscopy
 Chairpersons: M. Santucci (*Italy*), B. Eyden (*UK*)

OP8-1
HUMAN SPERMATID CENTRIOLE ABNORMALITIES ARE CAUSATIVE FOR INTRACYTOPLASMIC SPERM INJECTION (ICSI) FERTILIZATION FAILURE.

Josef Schroeder, Ferdinand Hofstaedter, Monika Bals-Pratsch, Bernd Paulmann, Dagmar Seifert, Bernd Seifert (*Germany*)

OP8-2
 Withdrawn

OP8-3
DIFFERENTIAL DIAGNOSIS OF CLINICALLY NONFUNCTIONING PITUITARY ADENOMAS WITH IMMUNOHISTOCHEMICAL AND ELECTRON-MICROSCOPY METHODS

Maria Maksymowicz, Włodzimierz T. Olszewski, Grzegorz Zielinski, Jan K. Podgorski (*Poland*)

OP8-4
WHEN DOES THE CORNEA DIE?

Jon Klok Slettedal, Magnus Roger, Kahsai Beraki, Torstein Lyberg, Bjorn Nicolaissen (*Norway*)

OP8-5
DETECTION OF SILICA PARTICLES IN LUNG TISSUE BY ENVIRONMENTAL SCANNING ELECTRON MICROSCOPY

Matteo Corradin, Davide Zardo, Claudio Furlan, Bruno Murer, Massimo Montisci, Laura Ventura, Ambrogio Fassina (*Italy*)

OP8-6
ULTRASTRUCTURAL AND STEREOMETRICAL PARAMETERS OF THE PLACENTAL BARRIER UNDER HYPOXIA CONDITIONS

Ganna Mylovydova, Olga Reshetnikova, Igor Nalcha, Yuriy Avdosyev (*Ukraine*)

12:00 – 13:00
Keynote Lecture
Anadolu

LARYNGEAL CARCINOMA: OLD AND NEW CHALLENGES
Antonio Cardesa (Spain)

Chairperson: *N. Agnantis (Greece)*

13:00 – 14:30 **Sponsored by Dako**
Satellite Symposium
Haliç

Let's Connect Anatomical Pathology – Quality, Standardisation and Data Integration

Chairperson: *H. Stein (Germany)*

How Can External Quality Assurance Programs Increase the Quality of Pathology Diagnoses
M. Vyberg (Denmark)

The New Era for ER/PR – It is Time to Standardize!
I. Ellis (UK)

Pathology Modernization the Next Ten Years!
P. White (Denmark)

13:00 – 14:30 **BREAK**

POSTER- EXHIBITION

14:30 – 17:30
Short Course
Anadolu

Liver Pathology

Hot Topics in Liver Pathology

Chairpersons: *P. Bedossa (France), T. Roskams (Belgium)*

Liver Biopsy in Hepatitis C: When and Why?
M. Guido (Italy)

NASH: Diagnostic Criteria and Scoring Systems
D. G. Tiniakos (Greece)

Omics and Liver Pathology
V. Paradis (France)

New Current Classification of Benign Liver Nodules
P. Bioulac-Sage (France)

A New Prognostically Relevant Classification of Primary Liver Cancer: Result of an International Consensus Conference
V. Desmet (Belgium)

14:30 – 16:00
Symposium
Rumeli B

Cardiovascular Pathology

The Investigation of Sudden Cardiac Death: Proposal for a European Protocol
Chairpersons: *G. Thiene (Italy), C. Basso (Italy), P. Fornes (France)*

Sudden Coronary Death
A. van der Wal (The Netherlands)

Cardiomyopathies and Sudden Death
C. Basso (Italy)

Sudden Death by Toxicological Screening
P. Fornes (France)

Sudden Death "Sine Materia" by Molecular Autopsy
G. Thiene (Italy)

14:30 – 16:00
Symposium
Marmara

Uropathology

The Pathology of the Prostate in the Needle Biopsies: 2007 Update
Chairpersons: *R. Montironi (Italy), J. R. Srigley (Canada)*

Technical Handling of the Prostate Biopsy from Patient to Pathologist
J. R. Srigley (Canada)

PIN – Changing Significance as a Risk Factor for Cancer
R. Montironi (Italy)

Minimal Cancer and "Atypical Glands" – Routine and Immunohistochemical Criteria
P. Humphrey (USA)

Gleason in Needle Biopsies:
L. Egevad (France)

Other Prognostic Factors and Standardized (Synoptic) Reporting
A. L. Beltran (Spain)

14:30 – 17:30
Short Course
Haliç

Head and Neck Pathology

Soft Tissue Lesions Particularly Localized to the Head and Neck Region
Chairpersons: *M. Miettinen (USA), M. Michal (Czech Republic)*

Myofibroblastic Lesions of the Head and Neck
A. Dei Tos (Italy)

Solitary Fibrous Tumor and Related Entities
L. Guillou (Switzerland)

Ectopic Hamartomatous Thymoma and other Spindle Cell Mesenchyme-Looking Lesions of the Head and Neck
M. Michal (Czech Republic)

Neural Ectopias of the Soft Tissues of the Head and Neck
D. Kazakov (Czech Republic)

Vascular Tumors of the Head and Neck
M. Miettinen (USA)

14:30 – 17:30
Slide Seminar
Topkapı A

ESP/IAP Joint Meeting

Debates on the Diagnosis of Selected Lymphoproliferative Disorders: a Slide Seminar
Chairpersons: *K. Henry (UK), G. Kontogeorgos (Greece)*

A. Dogan (USA)
K. Henry (UK)
C. Meijer (Netherlands)
B. Nathwani (USA)

14:30 – 17:30
Slide Seminar
Topkapı B

Dermatopathology

Inflammatory Skin Diseases
Chairpersons: *M. G. Cook (UK), A. Marsden (UK)*

M. G. Cook (UK)
W. Blokx (Netherlands)
H. Cheung (UK)
T. Akalin (Turkey)

14:30 – 16:00
Free Paper
Dolmabahçe A

Breast Pathology

Chairpersons: *S. Lakhani (Australia), A. Sapino (Italy)*

OP9-1
Withdrawn

OP9-2
DIFFERENT PROGNOSTIC ROLE OF MUTATIONS IN THE HELICAL AND KINASE DOMAINS OF THE PIK3CA GENE IN BREAST CARCINOMAS

Mattia Barbareschi, Fiamma Buttitta, Lara Felicioni, Sabrina Cotrupi, Fabio Barassi, Maela Del Grammastro, Antonella Ferro, Paolo Dalla Palma, Enzo Galligioni, Antonio Marchetti (Italy)

OP9-3
INTRATUMORAL T LYMPHOCYTES ARE A PREDICTIVE MARKER OF RESPONSE TO NEOADJUVANT CHEMOTHERAPY IN BREAST CARCINOMA

Helena Hornychova, Bohuslav Melichar, Marketa Tomsova, Ales Ryska (Czech Republic)

OP9-4
HER2 OVER-EXPRESSION QUANTITATIVELY ACT ON LEVEL OF PROLIFERATION IN BREAST CANCER

Semyon Petrov, Gregory Raskin, Roustem Khasanov (Russia)

OP9-5
MAY THE QUANTIFICATION OF ESTROGEN RECEPTOR MRNA SERVE AS THE BASIS FOR MOLECULAR PROFILING OF BREAST CARCINOMAS?

Piotr Potemski, Renata Kusinska, Andrzej Bednarek, Elzbieta Pluciennik, Grazyna Pasz-Walczak, Dorota Jesionek-Kupnicka, Robert Kubiak, Radzislaw Kordek (Poland)

OP9-6
PSEUDOANGIOMATOUS STROMAL HYPERPLASIA (PASH) TUMORS ON CORE NEEDLE BIOPSY (CNB): IS EXCISION NECESSARY?

Marco Ferreira¹, Nilesh Gupta², Erika Resetkova² (¹Portugal), (²USA)

OP9-7
NEAR TILING MICROARRAY-BASED CGH IDENTIFIES CCNE1 AMPLIFICATION IN BASAL-LIKE BREAST CANCER

Rachael Natrajan¹, Socorro Maria Rodriguez Pinilla², Caterina Marchio¹, Radost Vatcheva¹, Kay Savage¹, Alan Mackay¹, Kerry Fenwick¹, Narinder Tamber¹, Jose Palacios², Alan Ashworth¹, Jorge Sergio Reis-Filho¹ (¹United Kingdom), (²Spain)

OP9-8
BASAL-LIKE PHENOTYPE IS FREQUENT IN INVASIVE BREAST CARCINOMA FROM UGANDAN AFRICANS AND IS STRONGLY ASSOCIATED WITH A HIGH EXPRESSION OF EGFR/C-KIT AND FEATURES OF AGGRESSIVE TUMORS

Hawa Nalwoga¹, Jarle Arnes², Henry Wabinga¹, Lars Andreas Akslen² (¹Uganda), (²Norway)

14:30 – 16:00
Free Paper
Dolmabahçe C

**OP9-9
VASCULAR PROLIFERATION IS A STRONG AND INDEPENDENT
PROGNOSTIC FACTOR IN BREAST CANCER**

Jarle Arnes¹, Ingunn Stefansson¹, Jean-Sebastien Brunet²,
William Foulkes², Lars Andreas Akslen¹ (¹Norway), (²Canada)

Endocrine Pathology

Chairpersons: *M. Volante (Italy), G. Kontogeorgos (Greece)*

**OP10-1
TUMORS OF UNCERTAIN MALIGNANT POTENTIAL OF THE
THYROID : MYTH OR REALITY ? AN HISTO-MOLECULAR
ANALYSIS OF 24 CONSECUTIVE CASES FROM A SINGLE
INSTITUTION**

Hofman Véronique, Lassalle Sandra, Butori Catherine, Brest Patrick,
Guevara Nicolas, Santini José, Franc Brigitte, Hofman Paul (*France*)

**OP10-2
IMMUNOHISTOCHEMICAL STUDY OF PROTHYMOSIN-á , Ki67
AND p53 IN BENIGN AND MALIGNANT THYROID DISEASE**

Anna Tanogli¹, Persefoni Klimentzou, Maria Paravatou-Petsota,
Spyros Kalantzakis, Olga Pantzartzi, Maria Tsopanomichalou,
Ekaterini Tsikou-Papafragou, Evagelia Livaniou, Calypso Barbatis
(*Greece*)

**OP10-3
CELL-MATRIX INTERACTIONS IN ADRENOCORTICAL
CARCINOMA: PATHOGENETIC ISSUES AND DIAGNOSTIC
IMPLICATIONS**

Marco Volante, Elena Allia, Veronica Tavaglione, Enrico Bollito, Rosj
Rosas, Ida Rapa, Massimo Terzolo, Alfredo Berruti, Mauro Papotti
(*Italy*)

**OP10-4
DUODENAL AND PANCREATIC SOMATOSTATIN-PRODUCING
NEUROENDOCRINE TUMORS: INCIDENCE, TYPES, BIOLOGICAL
BEHAVIOR, ASSOCIATION WITH INHERITED SYNDROMES, AND
FUNCTIONAL ACTIVITY**

Nele Garbrecht¹, Martin Anlauf¹, Anja Schmitt², Tobias Henopp¹,
Holger Moch², Phillip U. Heitz², Paul Komminoth², Aurel Perren¹,
Guenter Kloppel¹ (¹Germany), (²Switzerland)

**OP10-5
HUMAN ASH1 TRANSCRIPTION FACTOR EXPRESSION IN
PROSTATE CANCER WITH NEUROENDOCRINE
DIFFERENTIATION**

Marco Volante, Ida Rapa, Paolo Ceppi, Enrico Bollito, Rosj Rosas,
Elisa Bacillo, Susanna Cappia, Giorgio Scagliotti, Alfredo Berruti,
Mauro Papotti (*Italy*)

**OP10-6
CYTOKERATINS 8 AND 18 IN SILENT PITUITARY ADENOMAS:
FROM IMMUNOHISTOCHEMISTRY TO PROGNOSIS**

Chiara Villa, Patrizia Morbini, Solcia Enrico (*Italy*)

**OP10-7
DNA COPY NUMBER STATUS IS A POWERFUL PREDICTOR OF
POOR SURVIVAL IN ENDOCRINE PANCREATIC TUMOR
PATIENTS**

Yvonne Jonkers¹, Sandra Claessen¹, Aurel Perren², Am Schmitt²,
Leo Hofland¹, Wouter De Herder¹, Ronald De Krijger¹,
Albert Verhofstad¹, Ar Hermus¹, Alain Kummer¹, Britt Skogseid³,
Marco Volante⁴, Adri Voogd¹, Frans Ramaekers¹, Ernst-Jan Speel¹
(¹The Netherlands), (²Switzerland), (³Sweden), (⁴Italy)

**OP10-8
THE COEXISTENCE OF PRIMARY HYPERPARATHYROIDISM
AND PAPILLARY THYROID CARCINOMA**

Ahmet Korkut Belli, Yusuf Bukey, Figen Aksoy (*Turkey*)

**OP10-9
PAPILLARY THYROID CARCINOMA GENE EXPRESSION
PROFILE: SEARCHING FOR GENES RESPONSIBLE FOR ITS
SPECIFIC HISTOMORPHOLOGICAL FEATURES.**

Mykola Chekan, Michal Jarzab, Mieczyslaw Snietura, Dariusz Lange,
Barbara Jarzab (*Poland*)

16:00 – 16:30 **BREAK**

POSTER- EXHIBITION – COFFEE

16:30 – 17:30
Special Lecture
Rumeli B

**AMYLOID AND AMYLOIDOSIS IN SURGICAL PATHOLOGY -
CURRENT STATUS AND FUTURE PERSPECTIVES**

Christoph Rocken (Germany)

Chairperson: *Manfred Dietel (Germany)*

16:30 – 17:30
Free Paper
Dolmabahçe A

Breast Pathology

Chairperson: *T. Tot (Sweden), J. Reis-Filho (UK)*

**OP11-1
HER2/ TOP2A AMPLICON IN BREAST: A MICROARRAY-BASED
AND CHROMOGENIC IN SITU HYBRIDISATION ANALYSIS**

Eurne Arriola¹, Maryou Lambros¹, Caterina Marchio¹, David Tan¹,
Rachael Natrajan¹, Socorro Maria Rodriguez-Pinilla², Narinder Tamber¹,
Kerry Fenwick¹, Alan Mackay¹, Chris Jones¹, Alan Ashworth¹,
Jorge S Reis-Filho¹ (¹United Kingdom), (²Spain)

**OP11-2
ANALYSIS OF BREAST NORMAL AND TUMOR TISSUES BY
USING MICROIMAGING FOURIER TRANSFORM INFRARED (FT-
IR) SPECTROSCOPY**

Christos Valavanis¹, Evridiki Boukaki¹, Stefanos Konstadoudakis¹,
Petroula Arapantoni-Dadioti¹, Joanna Anastasopoulou¹, Theophillos
Theophanides¹, C Conti², P Ferrari², E Giorgini², C Rubini², S Sabbatini²,
G Tosi² (¹Greece), (²Italy)

**OP11-3
ANALYSIS OF THE EFFECTS OF A HIGH CORN OIL AND A HIGH OLIVE OIL DIET ON THE HISTOPATHOLOGIC CHARACTERISTICS AND ON P21RAS EXPRESSION IN DMBA-INDUCED RAT MAMMARY ADENOCARCINOMAS**

Irmgard Costa, Raquel Moral, Montserrat Solanas, Laura Grau, Francisco Javier Andreu, Merce Rey, Eduard Escrich (*Spain*)

**OP11-4
NESTIN POSITIVE MYOEPITHELIAL / PROGENITOR CELLS IN THE BREAST**

Zdenek Kolar, Jiri Ehrmann Jr., Gulisa Turashvili, Jan Bouchal, Josef Skarda, Jaroslav Mokry (*Czech Republic*)

**OP11-5
TPL2/COT AS A NEW PROGNOSTIC AND PREDICTIVE FACTOR IN BREAST CANCER?**

Zuzana Krcova¹, Jiri Ehrmann Jr.¹, Aristides Eliopoulos², Gulisa Turashvili¹, Jiri Klein¹, Josef Skarda¹, Eddie Fridman³, Veronika Krejci¹, Jana Zapletalova¹, Zdenek Kolar¹ (¹*Czech Republic*), (²*Greece*), (³*Israel*)

**OP11-6
MORPHOLOGICAL AND MOLECULAR EVOLUTIONARY PATHWAYS OF LOW AND HIGH GRADE BREAST CANCERS AND THEIR PUTATIVE PRECURSOR LESIONS**

Tarek Abdel-Fatah, Desmond Powe, Zsolt Hodi, Jorge Reis-Filho, Andrew Lee, Ian Ellis (*United Kingdom*)

**16:30 – 17:30
Free Paper
Dolmabahçe C**

Molecular Pathology

Chairpersons: G. Bevilacqua (*Italy*), F. Fend (*Germany*)

**OP12-1
IS BACTERIAL TRANSLOCATION IN CROHN'S DISEASE DEPENDENT ON CARD15 GENOTYPE?**

Gert De Hertogh, Jeroen Aerssens, Peter Van Eyken, Paul Rutgeerts, Karel Geboes (*Belgium*)

**OP12-2
HEDGEHOG PATHWAY IN COLONIC LESIONS**

Alinger Beate, Aberger Fritz, Strasser Felix, Dietze Otto, Hauser-Kronberger Cornelia (*Austria*)

**OP12-3
HEDGEHOG SIGNALING IN THE PANCREATIC NEUROENDOCRINE SYSTEM AND MALIGNANT TUMORS**

Alinger Beate, Mayrhauser Ursula, Lechner Berta, Dietze Otto, Hauser-Kronberger Cornelia (*Austria*)

**OP12-4
QUANTITATIVE MONITORING OF THE MRNA LEVELS OF CYCLIN D1 AND PROLIFERATION MARKERS (Ki-67, TOPOISOMERASE II α , AND TPX2) ASSOCIATED WITH UNFAVORABLE PROGNOSIS IN PATIENTS WITH MANTLE CELL LYMPHOMA**

Helena Brizova, Marcela Mrhalova, Roman Kodet (*Czech Republic*)

**OP12-5
MINIMAL DISSEMINATED DISEASE IN ALVEOLAR RHABDOMYOSARCOMA USING PAX3/FKHR AND PAX7/FKHR FUSION GENES**

Lenka Krsková, Marketa Kalinova, Alenka Augustinakova, Irena Hilska, Eva Drahokoupilova, Roman Kodet (*Czech Republic*)

**17:30 – 19:30
Short Course
Anadolu**

Cytopathology

**Joint Session of ESP Cytopathology and Endocrine Wgs:
Analysis of Thyroid Nodules at the Cellular, Architectural and Molecular Level**

Chairpersons: P. Vielh (*France*), S. T. Balafouta (*Greece*)

The Pathological Substrate of the Follicular Thyroid Nodule
M. Volante (*Italy*)

Cytopathological Features of Well Differentiated Tumours
R. Mac De May (*USA*)

Immunocytochemistry and Molecular Biology
P. Vielh (*France*)

Slide session
(organised by P.Firat, S. T. Balafouta and R. Ramazanoglu)

**17:30 – 19:30
Symposium
Marmara**

Nephropathology

Outcome and Biopsy Follow-up in Renal Diseases

Chairpersons: J. C. Jennette (*USA*), T. Cook (*UK*)

Repeat Biopsy in Lupus Nephritis: Importance for Evaluation of Renal Activity
F. Ferrario (*Italy*)

Outcome and Biopsy Follow-Up of FSGS: Pathologic Variants
J. C. Jennette (*USA*)

ANCA-Negative Pauci-Immune Renal Vasculitis: Histology and Outcome
L. H. Noël (*France*)

Classification of IgA Nephropathy and Follow-up
T. Cook (*UK*)

17:30 – 19:30 Gastrointestinal Pathology**Business Meeting
Marmara****Unusual Forms of Gastritis****Chairpersons:** *M. Walker (UK), G. Doğusoy (Turkey)*Lymphocytic and Collagenous Gastritis and Overlap Syndromes
*J. F. Flejou (France)*Granulomatous Gastritis
*G. Doğusoy (Turkey)*Eosinophilic Gastritis and the Spectrum of Eosinophilic Gastroenteritis
*M. Walker (UK)*Unusual Gastric Infections
*R.D. Goldin (UK)***17:30 – 19:30 Pediatric and Foetoplacental /Perinatal Pathology****Slide Seminar
Haliç****Unexpected Histological Findings that Change the Clinical
Diagnosis in Foetoplacental Pathology****Chairpersons:** *P. B. Nunes (Portugal), E. Özer (Turkey)**R. de Krijger (Netherlands)**M. Cohen (UK)**P. B. Nunes (Portugal)**M. Reyes-Mugica (USA)**E. Özer (Turkey)**P. Cox (UK)**I. Scheimberg (UK)***17:30 – 19:30 Cardiovascular Pathology****Business Meeting****Topkapı A****Cardiovascular Clinicopathological Cases: What is it?****Chairperson:** *P. J. Gallagher (UK)**I. Kholova (Finland)**M. Sheppard (UK)**P. Bruneval (France)**G. d'Amati (Italy)**M. Burke (UK)**C. Basso (Italy)***17:30 – 19:30 Electron Microscopy****Business Meeting
Topkapı B****The Decisive Role of Electron Microscopy in the Characterization
of Tumors****Chairpersons:** *M. Santucci (Italy), A. Franchi (Italy)**B. Eyden (UK)**A. Franchi (Italy)**J. Lloreta-Trull (Spain)**G. Pasquinelli (Italy)***17:30 – 19:30 Breast Pathology****Free Paper
Dolmabahçe A****Chairpersons:** *S. Masood (USA), E. Karaiosifidou (Greece)***OP13-1****CD44 (H-CAM) EXPRESSION IN BREAST CARCINOMA. AN
EXPERIENCE OF 314 CONSECUTIVE CASES IN VERONA***Marta Gobatto, Erminia Manfrin, Andrea Remo, Daniela Reghelin, Daniela Dalfior, Claudia Canizzaro, Rosanna Loss, Maria Paola Rapagnani, Marco Vergine, Marco Chilosi, Fabio Menestrina, Franco Bonetti (Italy)***OP13-2****MOLECULAR GENETICS AND IMMUNOPHENOTYPICAL
CHARACTERIZATION OF MICROPAPILLARY CARCINOMAS OF
THE BREAST***Caterina Marchio¹, Marjan Irvani¹, Rachael Natrajan¹, Maryou Lambros¹, Michelle James¹, Kay Savage¹, Alan Mackay¹, Kerry Fenwick¹, Narinder Tamber¹, Fernando C Schmitt², Alan Ashworth¹, Ian Ellis¹, Anna Sapino³, Gianni Bussolati³, Jorge S Reis-Filho¹ (¹United Kingdom), (²Portugal), (³Italy)***OP13-3****MAMMAGLOBIN, A USEFUL ADDITION TO THE CURRENTLY
AVAILABLE IMMUNOHISTOCHEMICAL MARKERS FOR THE
DETECTION OF METASTATIC BREAST CARCINOMA***Gitte Nielsen, Betsy Spaulding (USA)***OP13-4****IMMUNOHISTOCHEMICAL ANALYSIS OF TOPOISOMERASEII α
EXPRESSION IN SPORADIC INVASIVE BREAST
ADENOCARCINOMAS***Christos Valavanis, Katerina Koutsoubi, Theofani Gavresea, Maria Terzi, Amalia Patereli, Nikiforos Apostolikas, Petroula Arapantoni-Dadioti (Greece)*

**OP13-5
ANALYSIS OF HER-2/NEU EXPRESSION AND GENE
AMPLIFICATION IN 1020 INFILTRATING BREAST CARCINOMAS
BY IHC AND CISH. CORRELATION WITH TUMOR TYPE,
HISTOLOGICAL GRADE, LYMPH NODE STATUS AND ER α , PGR,
P53 AND Ki-67 EXPRESSION. THE HELLENIC MULTICENTER
STUDY**

Christos Valavanis, Katerina Koutsoubi, Sofia Kouneli, Nikiforos Kapranos, Maria Sotiropoulou, Frida Patakiouta, Helen Trihia, George Morphopoulos, Irene Papaspyrou, Elisabeth Georgiadou, Theofani Toliou, Sofia Markaki, Efi Bairaktari, Nikiforos Apostolikas, Petroula Arapantoni-Dadioti (*Greece*)

**OP13-6
ANALYSIS OF THE CONCORDANCE BETWEEN THE BI-RADS
CLASSIFICATION WITH USNCB AND BETWEEN USNCB WITH
DEFINITIVE HISTOLOGICAL DIAGNOSIS IN 595 PATIENTS (601
CONSECUTIVE CASES)**

Manuela Lacerda, Belmiro Duarte, Idílio Gomes (*Portugal*)

**OP13-7
BASAL DIFFERENTIATION WITH CK5/6 IN INVASIVE DUCTAL
CARCINOMAS OF BREAST AND PROGNOSTIC FACTORS**

Eda Yilmaz Akcay, Isin Pak (*Turkey*)

**OP13-8
SELECTIVE FROZEN SECTION IN SENTINEL NODE BIOPSY: A
RELIABLE APPROACH**

Thomas Decker, Joke Tio, Daniela Hungermann, Christian Kersting, Stefanie Weigel, Werner Bocker (*Germany*)

**OP13-9
PROGNOSTIC SIGNIFICANCE OF SKI PROTEIN IN BREAST
CANCER PATIENTS**

Dimitra Koumoundourou, Theodoros Kassimatis, Maria Repanti, Panagiota Ravazoula, John Varakis (*Greece*)

**OP13-10
HER2 DIAGNOSIS PROGRAMME IN ARGENTINA: MAIN RESULTS**

Isabel Frahm, Gabriela Acosta, Sandra Saranconne, Grupo Cooperativo Her, Valeria Cáceres (*Argentina*)

**OP13-11
HER2 IN INVASIVE BREAST CARCINOMA: ASSOCIATION WITH
PROGNOSTIC AND PREDICTIVE FACTORS**

Snježana Frkoviæ Grazio, Primož Drev, Matej Braèko (*Slovenia*)

17:30 – 19:30
Free Paper
Dolmabahçe C

Soft Tissue, Joint and Bone

Chairpersons: S. Dervisoglu (*Turkey*), F. Ellinger (*Brazil*)

**OP14-1
MYXOID SOFT TISSUE TUMOURS HAVE A HETEROGENEOUS
COMPOSITION OF THEIR EXTRACELLULAR MATRIX: A STUDY
ON MYXOFIBROSARCOMA, INTRAMUSCULAR MYXOMA AND
EXTRASKELETAL MYXOID CHONDROSARCOMA**

Stefan Willems¹, Yvonne Schrage¹, Hans Baelde¹, Alex Mohseny¹, Raf Sciot², Judith Bovée¹, Pancras Hogendoorn¹ (¹*The Netherlands*), (²*Belgium*)

**OP14-2
GENE EXPRESSION IN PERIPROSTHETIC MEMBRANES FROM
ENDOPROSTHESIS LOOSENING - CHITINASE ACTIVITY FOR
EARLY DIAGNOSIS?**

Lars Morawietz, Andreas Weimann, Joerg Schroeder, Ralf-Juergen Kuban, Ute Ungethuen, Veit Krein (*Germany*)

**OP14-3
BIOLOGICAL AND PROGNOSTIC ROLE OF CCN3 PROTEIN IN
EWING'S SARCOMA TUMORS**

Antonio Llombart-Bosch¹, Noureddine Lazar², Samuel Navarro¹, Patricia Bacchini³, Franco Bertoni³, Jose Antonio Lopez-Guerrero¹, Isidro Machado¹, Nikita Savelov⁴, Katia Scotlandi³, Bernard Perbal¹ (¹*Spain*), (²*France*), (³*Italy*), (⁴*Russia*)

**OP14-4
EXPRESSION OF ALPHA-B-CRYSTALLIN IN NEOPLASMS
DERIVED FROM MESENCHYMAL PERIVASCULAR EPITHELIOID
CELLS (PECOMAS)**

Angel Panizo, Jesus Javier Sola, Gregorio Aisa, Maria Dolores Lozano, Miguel Angel Idoate, Javier Pardo (*Spain*)

**OP14-5
PATTERN OF EXPRESSION OF CELL CYCLE/APOPTOSIS
REGULATORS REFLECT LOCATION, MUTATION AND
PROGRESSION FREE SURVIVAL (PFS) OF GASTROINTESTINAL
STROMAL TUMOUR (GIST) TREATED WITH IMATINIB FROM
RANDOMIZED PHASE III TRIAL 62005 EORTC/STBSG**

Salvatore Romeo¹, Heidi Van Paassen¹, Martine Van Glabbeke², Paola Comite¹, Jan Oosting¹, Ole S Nielsen³, Jaap Verweij¹, Raf Sciot¹, Maria Debiec-Rychter², Pancras CW Hogendoorn¹ (¹*The Netherlands*), (²*Belgium*), (³*Denmark*)

**OP14-6
THE IMPACT OF HISTOLOGICAL GRADING IN PREDICTING
OUTCOME OF HIV-ASSOCIATED KAPOSI'S SARCOMA**

Gieri Cathomas, Emmanuel Boffi El Amari, Laurence Toutous-Trellu, Michele Baumann, Peter Erb, Ingrid Steffen, Nicolas Muller, Bernard Hirschel (*Switzerland*)

OP14-7

PRIMARY MALIGNANT VASCULAR TUMOURS OF BONE: IMMUNOHISTOCHEMICAL INVESTIGATION ON ENDOTHELIAL PHENOTYPE AND HISTOPATHOLOGICAL CORRELATION.

Sofie L. J. Verbeke¹, Franco Bertoni², Patrizia Bacchini², Herman M. H. Kroon¹, Pancras C. W. Hogendoorn¹, Judith V. M. G. Bovée¹ (¹*The Netherlands*), (²*Italy*)

OP14-8

CLINICOMORPHOLOGICAL AND IMMUNOHISTOCHEMICAL FEATURES OF MALIGNANT VASCULAR TUMORS: GLUT1 AND FKBP12 EXPRESSION IN MALIGNANT VASCULAR TUMORS

Kemal Kosemehmetoglu, Gokhan Gedikoglu (*Turkey*)

OP14-9

EGFR SIGNALING IN GIANT CELL TUMOR OF BONE (GCTB): AN IMMUNOMORPHOLOGICAL TISSUE MICROARRAY (TMA) STUDY USING DIGITAL SLIDES AND DATABASE MANAGEMENT

Linda Moskovszky, Miklos Szendroi, Zoltan Sapi, Laszlo Kopper, Vivien Angeli, Bela Molnar, Tibor Krenacs (*Hungary*)

OP14-10

CANONICAL AND NON-CANONICAL PATHWAYS OF OSTEOCLAST FORMATION IN GIANT CELL TUMOUR OF BONE

Richard Taylor, Francesca Jones, Helen Knowles, Nick Athanasou (*United Kingdom*)

17:30 – 19:30

Dolmabahçe B

Videomicroscopy *H. Van Krieken (The Netherlands), N. Tuzuner (Turkey)*

Tutorial

Discuss with the Expert: Hematopathology Case Discussions

08:30 – 12:00
Symposium
Anadolu

Selected Topic

Controversies in Surgical Pathology
Chairperson: *J. Rosai (Italy)*

Controversy I:
Does Atypical Carcinoid Tumor of the Gastrointestinal Tract and Its Adnexae Exist as a Definable Entity?
D. Klimstra (USA), G. Rindi (Italy)

Controversy II:
The Optimal Detection of Her-2neu Amplification in Breast Carcinoma. FISH or CISH?
J. Isola (Finland), G. Viale (Italy)

Controversy III:
Is Gene Expression Profiling of Breast Carcinoma Ready for Clinical Practice?
M.J. van de Vijver (Netherlands), J. Reis-Filho (UK)

08:30 – 12:00
Symposium
Rumeli B

Cytopathology

ESP Cytopathology WG/IAC Joint Meeting: Role of Cytopathology in Selecting Patients for Target Treatments
Chairpersons: *F. Schmitt (Portugal), W. Olszewski (Poland)*

In Lung Cancer
W. Olszewski (Poland)

In Breast Cancer
P. Vielh (France)

In Lymphomas
P. Zeppa (Italy)

In GISTS
F. Schmitt (Portugal)

08:30 – 12:00
Short Course
Marmara

Gastrointestinal Pathology

GIT Polyps and Polyposis Syndromes - "New Comers"
Chairpersons: *T. Kirchner (Germany), A. Ensari (Turkey)*

Gastric Polyps and Polyposis Syndromes
R. Riddell (Canada)

Regulation of Invasion in the Adenoma-Carcinoma Sequence
T. Kirchner (Germany)

Morphogenesis in Early Steps of Colorectal Tumorigenesis
N. Wright (UK)

Hereditary Polyposis Syndromes of the Colorectum
H. van Krieken (Netherlands)

Serrated Polyps of the Colorectum: What about'em?
A. Ensari (Turkey)

08:30 – 12:00
Slide Seminar
Haliç

Head and Neck Pathology

Pathology of the Salivary Glands
Chairpersons: *S. di Palma (UK), N. Gale (Slovenia)*

J. Eveson (UK)
A. Skálová (Czech Republic)
M. P. Foschini (Italy)
R. Simpson (UK)
N. Gale (Slovenia)
S. di Palma (UK)
M. Therkildsen (Denmark)
N. Zidar (Slovenia)
A. Franchi (Italy)
A. Sandison (UK)

08:30 – 12:00
Short Course
Topkapı A

Pulmonary Pathology

Factors Influencing Survival, Metastasis and Therapy Response of Lung and Pleura Tumours
Chairpersons: *M. Praet (Belgium), E. Kogan (Russia)*

Lung Adenocarcinoma
K. Kerr (UK)

Small Cell and Large Cell Neuroendocrine Carcinomas
S. Lantuejoul (France)

Squamous Cell Carcinoma
V. Capelozzi (Brazil)

Sarcomatoid Carcinomas
G. Pelosi (Italy)

Mesothelioma
A. Gibbs (UK)

Epithelial Mediastinal Tumours
P. Stroebel (Germany)

Rare Variants of Mesotheliomas
H. Zeren (Turkey)

08:30 – 12:00
Symposium
Topkapı B

Electron Microscopy

An Update of Diagnostic Applications of Electron Microscopy in Non-Neoplastic Diseases

Chairpersons: *G. Cenacchi (Italy), S. Arbak (Turkey)*

Role of EM in Collagen Related Diseases
M. Tzaphlidou (Greece)

Role of Electron Microscopy in the Diagnosis of Muscle Diseases
G. Cenacchi (Italy)

The Mitochondrion in Health and Disease
J. Lloreta-Trull (Spain)

Quantitative analysis of ciliary ultrastructure in patients with primary ciliary dyskinesia
S. Sirvanci (Turkey)

Stem Cell Ultrastructure Contributes to Expand the Knowledge of Human Diseases
G. Pasquinelli (Italy)

08:30 – 10:00
Free Paper
Dolmabahçe A

Nephropathology

Chairpersons: *N. Marcussen (Denmark), E. Honsova (Czech Republic)*

OP15-1
DEFICIENCY OF COMPLEMENT FACTOR D RESULTS IN MESANGIAL IMMUNE COMPLEX GLOMERULONEPHRITIS
Maria Abrera-Abeleda¹, Yuan Yuan Xu¹, Matthew Pickering², Richard Smith¹, Sanjeev Sethi¹ (¹USA), (²United Kingdom)

OP15-2
COMPARISON BETWEEN WHO AND ISN/RPS CLASSIFICATION OF LUPUS NEPHRITIS, IS ANYONE BETTER THAN THE OTHER?. ANALYSIS OF DISCORDANT CASES.

Angel Fomperosa-Torres, David Olvera-Castillo, Harold Ayala-Palma, Luis Eduardo Morales, Ricardo Correa-Rotter, Norma Ofelia Uribe-Uribe (Mexico)

OP15-3
PROGNOSTIC UTILITY OF CYCLIN D3, CYCLIN E, P27, MUC1 IN RENAL CELL CARCINOMA (RCC)
Saba Kiremitci, Ozden Tulunay, Sumer Baltaci, Orhan Gogus (Turkey)

OP15-4
BOSENTAN AND LOSARTAN AMELIORATE ACUTE RENAL FAILURE ASSOCIATED WITH MILD BUT NOT STRONG NITRIC OXIDE BLOCKADE INDUCED BY L-NAME
Zoran Miloradovic¹, Mirjana Jerkic², Ica Jovovic¹, Nevena Mihailovic-Stanojevic¹, Jelica Grujic-Milanovic¹, Gordana Stosic¹, Jasmina Markovic-Lipkovski¹ (¹Serbia), (²Canada)

OP15-5
NONINVASIVE DIAGNOSIS OF POLYOMAVIRUS ALLOGRAFT NEPHROPATHY BY ELECTRON MICROSCOPY ON VOIDED URINE SAMPLES

S. Singh, V. Madden, R. Detwiler, K. Andreoni, V. Nickeleit (USA)

OP15-6
Withdrawn

OP15-7
INFECTION BY BK POLYOMA VIRUS IN RENAL TRANSPLANT PATIENTS: CONTRIBUTIONS OF MOLECULAR BIOLOGY, URINE CYTOLOGY AND ELECTRON MICROSCOPY

Sharon Bauer, Grant Johnson, Mark Moreland, Serge Jothy (Canada)

08:30 – 10:00
Free Paper
Dolmabahçe C

Dermatopathology

Chairpersons: *M. Cook (UK), I. Tuncer (Turkey)*

OP16-1
DERMATOFIBROSARCOMA PROTUBERANS (DFSP): CLINICAL, MORPHOLOGICAL AND IMMUNOHISTOCHEMICAL STUDY OF 83 CASES
Mameri Saâdia (Algeria)

OP16-2
COLLAGEN V NASAL TOLERANCE IN EXPERIMENTAL MODEL OF SYSTEMIC SCLEROSIS
Ana Velosa, Walcy Teodoro, Cristiane De Oliveira, Antonio Filho, Rodnei Moutinho, Angela Santos, Margarete Vendramini, Cleonice Bueno, Edwin Parra, Vera Capelozzi, Natalino Yoshinari (Brazil)

OP16-3
HHV8 IN KAPOSÍ'S SARCOMA AND OTHER VASCULAR LESIONS: COMPARISON OF IMMUNOHISTOCHEMISTRY AND CHROMOGENIC IN-SITU HYBRIDIZATION METHODS
Ebru Karayigit, Nesimi Buyukbabani (Turkey)

OP16-4
P63 EXPRESSION AS A NEW PROGNOSTIC MARKER IN MERKEL CELL CARCINOMA
Sofia Asioli, Alberto Righi, Marco Volante, Vincenzo Eusebi, Gianni Bussolati (Italy)

OP16-5
MELANOCYTIC TUMOURS IN CHILDREN AND ADULTS ARE GENETICALLY DIFFERENT
Suzanne Mol, Marcory Van Dijk, Annelies Klaasen, Marjolein Ligtenberg, Wolter Mooi, Dirk Ruiters, Willeke Blokx (The Netherlands)

OP16-6
MELK IS A NOVEL TUMOUR PROGRESSION MARKER IN MELANOMA
Cristina Manieli¹, Véronique Winnepenninckx², Joost J. Van Den Oord³ (¹Italy), (²The Netherlands), (³Belgium)

10:00 – 11:00 **BREAK**
POSTER- EXHIBITION - COFFEE

11:00 – 12:00 **Urothology**

Free Paper
Dolmabahçe A **Chairpersons:** *G. Mikuz (Austria), G. Nesi (Italy)*

OP17-1
GENE EXPRESSION PROFILING OF TFE/MITF RENAL CELL TRANSLOCATION CARCINOMAS

Campero Philippe¹, Dykema Carl², Furge Kyle², Comperat Eva¹, Denoux Yves¹, Molinie Vincent¹, Sibony Mathilde¹, Vasiliu Viorel¹, Vieillefond Annick¹, Teh Bin² (¹France), (²USA)

OP17-2
CELL SURFACE PEPTIDASES CD13 AND CD10 IN RENAL CELL NEOPLASMS

Matteo Brunelli, Stefano Gobbo, Albino Eccher, Alice Parisi, Marta Gobatto, Daniela Dalfior, Marco Chilosi, Fabio Menestrina, Guido Martignoni (Italy)

OP17-3
MOLECULAR MORPHOLOGY IN RENAL ONCOCYTOMA: EVALUATION OF CYCLIN D1 IMMUNOEXPRESSION AND 11q13 INTERPHASE CYTOGENETIC REARRANGEMENTS

Matteo Brunelli, Stefano Gobbo, Albino Eccher, Paolo Cossu-Rocca, Vincenzo Ficarra, Fabio Menestrina, Mihaela Mina, Guido Martignoni (Italy)

OP17-4
PROSTATE ADENOCARCINOMA: IMMUNOHISTOCHEMICAL EVALUATION AFTER HIFU TREATMENT

Alice Parise, Daniela Reghellin, Marta Gobatto, Stefano Gobbo, Albino Eccher, Matteo Brunelli, Fabio Menestrina, Marco Chilosi, Vincenzo Ficarra, Guido Martignoni (Italy)

OP17-5
LOSS OF EXPRESSION OF CARCINOEMBRYONIC ANTIGEN-RELATED CELL ADHESION MOLECULE-1 (CEACAM1) IN PROSTATE INTRAEPITHELIAL NEOPLASIA (PIN) AND INVASIVE PROSTATE CANCER INDUCES ANGIOGENESIS

Ergin Kilic¹, Derya Tilki², Leticia Oliveira-Ferrer², Hartwig Huland², Suleyman Ergun² (¹Switzerland), (²Germany)

11:00 – 12:00 **Dermatopathology**

Free Paper
Dolmabahçe C **Chairpersons:** *M. Cook (UK), I. Tuncer (Turkey)*

OP18-1
MATRIX METALLOPROTEINASES AND THEIR TISSUE INHIBITORS EXPRESSIONS IN INVASIVE CUTANEOUS MELANOMAS

Mustafa Gureli, Ozlem Erdem, Cigdem Vural (Turkey)

OP18-2
OVER-EXPRESSION OF THE HEMIDESMOSOMAL ADHESION PROTEIN COLLAGEN XVII IN MALIGNANT MELANOMA

Tibor Krenacs, Eva Stelkovics, Elizabeth Raso, Irma Korom, Ilona Marczinovits, Laszlo Kopper, Josef Timar (Hungary)

OP18-3
THE ELASTIC TISSUE CHANGES IN GRANULOMA ANNULARE: A STUDY OF THIRTY CASES

Pembegul Gunes, Fatih Goktay, A. Tulin Mansur, Filiz Koker, Gamze Erfan (Turkey)

OP18-4
THE NOTCH SIGNALING IN HUMAN SKIN CANCER

Ioannis Panelos¹, Francesca Tarantini², Milena Paglierani², Claudia Di Serio², Vincenza Maio², Silvia Pellerito², Nicola Pimpinelli², Marco Santucci², Daniela Massi² (¹Greece), (²Italy)

OP18-5
THE RELIABILITY OF MULTIPLEX PCR AND HETERODUBLEX ANALYSIS USING BIOMED-2 PRIMERS ON MYCOSIS FUNGOIDES DIAGNOSIS

Aylin Okcu Heper, Yasemin Sahin, Nisa Akay, Hatice Germen Unverdi, Hatice Sanli, Isinsu Kuzu (Turkey)

12:00 – 13:00
Keynote Lecture
Anadolu

CYTOPATHOLOGY OF THE LUNG: PAST, PRESENT AND FUTURE
Yener Erozan (USA)

Chairperson: *D. Yilmazbayhan (Turkey)*

13:00 – 14:30 **Sponsored by Ventana**
Satellite Symposium
Haliç

Advances in Breast Cancer Diagnostics
Chairperson: *Frédérique Penault-Llorca (France)*

Modern Classification of Invasive Breast Carcinoma
I. Ellis (UK)

Predictive Biomarkers in Breast Cancer
M. Dietel (Germany)

In Situ Hybridization
R. Tubbs (USA)

13:00 – 14:30 **BREAK**
POSTER- EXHIBITION

14:30 – 17:30
Symposium
Anadolu

Selected Topic



Programme as Sponsored by the
 "Pathological Society of Great Britain and Ireland"

Stem Cell in Disease

Chairperson: *N. Wright (UK)*

Cancer Stem Cells: Major Players in Cancer Propagation
M. Alison (UK)

Connective Tissue Stem Cells and Regeneration of the
 Intervertebral Disc
A. Freemont (UK)

Gastrointestinal Stem Cells and Cancer Development
N. Wright (UK)

Stem Cell Kinetics, Carcinogenesis and the Red Cell Paradox
J. A. Morris (UK)

14:30 – 17:30
Symposium
Rumeli B

Pancreas Pathology

Pancreatic Tumors: The Five Question Symposium

Chairpersons: *G. Kloepfel (Germany), V. Adsay (USA)*

Clinicopathological Significance of Pancreatic Intraepithelial
 Neoplasia (PanIN)
D. Klimstra (USA)

Intraductal Papillary-Mucinous Neoplasm – The Shooting Star Among
 Pancreatic Tumors
V. Adsay (USA)

Recent Advances in Cystic Tumors of the Pancreas
B. Terris (France)

Stem Cells and the Origin of Pancreatic Tumors
B. Sipos (Germany), G. Kloepfel (Germany)

Fine Needle Cytology / Core Needle Biopsy in Pancreatic Tumors
G. Zamboni (Italy)

14:30 – 16:00
Short Course
Marmara

Urothology

Cystic Lesions of Kidney

Chairperson: *H. Moch (Switzerland)*

VHL Protein, Cyst and Tumor Development in the Kidney
H. Moch (Switzerland)

Polycystic Kidney Disease
U. Wüthrich (Switzerland)

Cystic Angiomyolipoma
G. Martignoni (Italy)

Cystic Nephroma and Mixed Epithelial and Stroma Tumors (MEST)
 as a Spectrum of Lesions
E. Oliva (USA)

Tumors in Cysts Versus Cysts in Tumors
S. Stoerkel (Germany)

14:30 – 17:30
Slide Seminar
Haliç

General Surgical Pathology

General Surgical Pathology

Chairpersons: *V. Eusebi (Italy), S. Lax (Austria)*

M. Hayes (Canada)

M. Michal (Czech Republic)

S. Damiani (Italy)

S. Lax (Austria)

F. Facchetti (Italy)

V. Eusebi (Italy)

T. Mentzel (Germany)

14:30 – 17:30
Symposium
Topkapı A

Soft Tissue and Bone Pathology

Evolving Concepts in Mesenchymal Tumors of the Skin

Chairpersons: *A. P. Dei Tos (Italy), P. C. W. Hogendoorn (Netherlands)*

Low Grade and Challenging Benign Vascular Tumors
T. Mentzel (Germany)

Fibrous Histiocytoma and Variants
E. Calonje (UK)

The Evolving Concept of Atypical Fibroxanthoma
A. P. Dei Tos (Italy)

High Grade Sarcomas of the Skin
P. C. W. Hogendoorn (Netherlands)

Neurogenic Tumors of the Skin
A. Folpe (USA)

14:30 – 17:30
Slide Seminar
Topkapı B

Cardiovascular Pathology

The Surgical Pathology of Cardiovascular Disease

Chairpersons: *A. van der Wal (Netherlands), P. J. Gallagher (UK)*

I. Cook (UK)
L. B. Meijer-Jorna (Netherlands)
H. Goebel (Germany)
H. Doran (UK)
P. Bruneval (France)
R. Henriques de Gouveia (Portugal)
A. Angelini (Italy)
A. Lehr (Switzerland)

14:30 – 16:00
Free Paper
Dolmabahçe A

Gastrointestinal Pathology

Chairpersons: *J.F. Flejou (France), J.S. Esponera (Spain)*

OP19-1 REGENERATIVE POTENTIAL OF CIRRHOTIC LIVER FOLLOWING VASCULAR LIGATION IN EXPERIMENTAL ANIMALS

*Mona Nosseir, Mohammed Abbas, Youssef Farouk, Ayman Nafeh,
Maged Nasr, Mona Zoheiry (Egypt)*

OP19-2 CLAUDIN 1, 3, 4, 5 AND 7 IN ESOPHAGEAL CANCER: LOSS OF CLAUDIN 3 AND 4 EXPRESSION IS ASSOCIATED WITH METASTATIC BEHAVIOR

Juha Saarnio, Heikki Wiik, Ylermi Soini (Finland)

OP19-3 PROGNOSTIC IMPACT OF CLASS I HISTONE DEACETYLASES IN COLORECTAL CANCER: SPECIFIC ROLE OF HDAC2

*Weichert Wilko, Roske Annika, Niesporek Silvia, Noske Aurelia,
Buckendahl Ann-Christin, Dietel Manfred, Gekeler Volker,
Boehm Markus, Beckers Thomas, Denkert Carsten (Germany)*

OP19-4 GASTROINTESTINAL STROMAL TUMORS: RECENT RESULTS OF A NATIONWIDE DATABASE INCLUDING 1008 CASES WITH HISTOPATHOLOGICAL AND IMMUNOPHENOTYPICAL FEATURES

Gulen Bulbul Dogusoy (Turkey)

OP19-5 THE SIGNIFICANCE OF APC/BETA-CATENIN PATHWAY AND TGF-BETA/SMAD PATHWAY IN ASSOCIATION WITH MATRIX METALLOPROTEINASES AND THEIR TISSUE INHIBITORS IN THE NEOPLASTIC PROGRESSION OF THE COLORECTAL MUCOSA

*Hilal Erinanc, Berna Savas, Arzu Ensari, Sibel Percinel, Isinsu Kuzu,
Mehmet Ayhan Kuzu, Mehmet Bektas, Hulya Cetinkaya,
Nazmiye Kursun (Turkey)*

OP19-6
HER-2 OVEREXPRESSION/AMPLIFICATION IN ESOPHAGEAL
DYSPLASIA PREDICTS EARLY TRANSITION TO
ADENOCARCINOMA: A CLINICO-PATHOLOGIC STUDY
*Elisa Rossi, Vincenzo Villanacci, Salvatore Grisanti,
Domenico Della Casa, Guido Missale, Luigi Minelli, Gabrio Bassotti,
Piergiovanni Grigolato, Renzo Cestari (Italy)*

OP19-7 INTRAHEPATIC MACROPHAGE MIGRATION INHIBITORY FACTOR EXPRESSION AND MIF GENE-173G/C POLYMORPHISM IN NON ALCOHOLIC FATTY LIVER DISEASE

*Murat Akyildiz, Fulya Gunsar, Deniz Nart, Osman Sahin, Galip Ersoz,
Zeki Karasu, Yucel Batur, Funda Yilmaz, Ulus Akarca (Turkey)*

OP19-8
HEPATOCTE DIFFERENTIATION IN CHOLANGIOCARCINOMA,
SUGGESTING HEPATIC PROGENITOR CELL ORIGIN
*Mina Komuta, Sara Vander Borgh, Raymond Aerts, Baki Topal,
Werner Van Steenberghe, Frederik Nevens, Tania Roskams
(Belgium)*

14:30 – 16:00
Free Paper
Dolmabahçe C

Gynecopathology

Chairpersons: *F. Nogales (Spain), C. Denkert (Germany)*

OP20-1 MICROMETASTASES IN PELVIC LYMPH NODES IN SURGICALLY TREATED PATIENTS WITH CARCINOMA OF THE CERVIX UTERI ARE OF PROGNOSTIC VALUE

*Horn Lars-Christian, Galle Dana, Hentschel Bettina, Bilek Karl
(Germany)*

OP20-2 GENE EXPRESSION IN ENDOMETRIAL CANCER CELLS (ISHIKAWA) AFTER SHORT TIME HIGH DOSE EXPOSURE TO PROGESTINS

*Ruth Hracky Paulssen, Bjørn Moe, Halvor Grønnaas, Anne Ørbo
(Norway)*

OP20-3 EXTRANUCLEAR STEROID-INITIATED SIGNALING BY PROGESTIN AND MIFEPRISTONE: CONCENTRATION DEPENDENT INHIBITION OF ISHIKAWA CELL PROLIFERATION AND INDUCTION OF APOPTOSIS

*Bjorn Thorvald Moe, Anne Beate Vereide, Anne Orbo, Georg Sager
(Norway)*

OP20-4 SEX CORD-LIKE TUMOURS OF THE FEMALE GENITAL TRACT: PATTERN ANALYSIS IN 31 CONSULTATION CASES

*Gonzalez-Rocha Talina¹, Stolnicu Simona², Aneiros Fernandez Jose¹,
Nogales Francisco F.¹ (¹Spain), (²Romania)*

OP20-5
DISCRIMINATION OF COMPLETE HYDATIDIFORM MOLE FROM PARTIAL HYDATIDIFORM MOLE AND HYDROPIIC ABORTION BY IMMUNOHISTOCHEMICAL STUDY OF THE PATERNALLY IMPRINTED GENE PRODUCT P57KIP2: A STUDY OF 120 CASES OF EARLY MOLAR AND NON MOLAR ABORTIONS IN TUNISIA
Landolsi Hanène, Yacoubi Mohamed Tahar, Gribaa Moez, Missaoui Nabih, Hidar Samir, Trabelsi Amel, Korbi Sadok (*Tunisia*)

OP20-6
COMPARATIVE CHARACTERISTICS OF EXPRESSION OF MMPS, TIMPS, MARKERS OF PROLIFERATION AND APOPTOSIS, ESTROGEN AND PROGESTERONE RECEPTORS IN EUTOPIC AND ECTOPIC ENDOMETRIUM IN WOMEN WITH ADENOMYOSIS.
Evguenija Kogan, Olga Gretchukhina, Ara Unanjan, Irina Sidorova, Vsevolod Kiselev (*Russia*)

OP20-7
SERUM AMYLOID A: EXPRESSION AND POSSIBLE ROLE IN OVARIAN CANCER
Diana Prus, Inbar Ben-Shachar, Dalia Galinski, Mark Levin, Simcha Urieli-Shoval (*Israel*)

OP20-8
PROGNOSTIC VALUE OF THE SILVERBERG GRADING IN THE PRIMITIVE MALIGNANT EPITHELIAL TUMORS OF THE OVARY: A STUDY OF 47 CASES
Ben Abdelkader Atef, Yacoubi Mohamed Tahar, Trabelsi Amel, Hidar Samir, Abid Lilia, Kabir Fatma Zahra, Korbi Sadok (*Tunisia*)

14:30 – 16:00
 Free Paper
 Dolmabahçe B

Pulmonary Pathology

Chairpersons: *A. Gibbs (UK), G. Elmberger (Sweden)*

OP21-1
MICRO-RNA IN HUMAN LUNG CANCER AND HUMAN LUNG EMBRYOGENESIS
Angels Quera, Alfons Navarro, Ramon Marrades, Bernat Gel, Rosa Artells, Sonia Jansa, Josep M Gimferrer, Nuria Viñolas, Josep Ramirez, Mario Serrano, Antoni Torres, Mariano Monzo Anatomia Patológica, Neumología, Anatomía Humana (*Spain*)

OP21-2
 Withdrawn

OP21-3
IMMUNE-PHENOTYPING OF INFLAMMATORY CELLS IN BRONCHIOLAR INTERSTITIUM OF IDIOPATHIC INTERSTITIAL PNEUMONIAS: PRELIMINARY STUDY
Edwin Parra, Luisa Tinoco, Vera Capelozzi (*Brazil*)

OP21-4
ROLE OF THE MATRIX METALLOPROTEINASES IN THE PATHOGENESIS AND MORPHOGENESIS OF THE CHRONIC CAVITARY PULMONARY TUBERCULOSIS OF THE PERSONS WHO HAS BEEN LIVING IN RADIOACTIVE-CONTAMINATED ZONES OF THE SEMIPALATINSK REGION OF KAZAKHSTAN
Gulmira Sagindikova, Evguenija Kogan (*Russia*)

OP21-5
MMPS AND TIMP- 4 IN REMODELING OF EXTRACELLULAR MATRIX, FIBROSIS, CELL PROLIFERATION IN DIFFERENT VARIANTS OF IDIOPATHIC CHRONIC INTERSTITIAL PNEUMONIAS (ICIP)
Evguenija Kogan, Vuong Tuong, Sophija Demoura (*Russia*)

OP21-6
LATENCY PERIODS AND PATHOGENESIS IN ASBESTOS-RELATED MESOTHELIOMA OF THE PLEURA
Claudio Bianchi, Tommaso Bianchi (*Italy*)

OP21-7
THE INACTIVATION OF RBM5 TUMOR SUPPRESSOR GENE AT 3P21 IS A MOLECULAR PATHWAY ASSOCIATED WITH ADVANCED NON-SMALL-CELL LUNG CANCER.
Julian Sanzortega, Susana HernánNdez, Jose Antonio Lopezasenjo, Elena Sierra, Ana Gomez, Florentino Trancho, Olga Rodriguez, Julian Sanzesponera (*Spain*)

16:00 – 16:30

BREAK

POSTER- EXHIBITION – COFFEE

16:30 – 17:30
 Free Paper
 Dolmabahçe A

Gastrointestinal Pathology

Chairpersons: *J. Orlowska (Poland), A. Ristimaki (Finland)*

OP22-1
FLOW CYTOMETRIC DNA ANALYSIS OF GASTROINTESTINAL STROMAL TUMORS
Umit Cobanoglu, Yavuz Tekelioglu, Yavuz Ozoran, Arzu Ensari, Ayse Dursun, Figen Doran, Gokhan Gedikoglu, Gulen Dogusoy, Isin Pak, Muge Tuncyurek, Ozgul Sagol, Yersu Kapran (*Turkey*)

OP22-2
TWO PATHWAYS OF CARCINOGENESIS IN PATIENTS WITH COLORECTAL CANCER LESS THAN 45 YEARS OLD
Mahsa Molaei, Babak Noorinayer, Ali Ghanbarimotlagh, Somayeh Ghiasi, Mohamadreza Zali (*Iran*)

OP22-3
ADAM17 AND TIMP3 ARE DIFFERENTIALLY REGULATED IN INFLAMED INTESTINAL EPITHELIUM: ROLE NEUTROPHIL TRANSEPITHELIAL MIGRATION
CéSaro Annabelle, Abakar-Mahamat Abakar, Lassalle Sandra, Vouret Valérie, HéButerne Xavier, Hugot Jean Pierre, Mograbi Baharia, Hofman Paul (*France*)

OP22-4
CARDIAC RATHER THAN INTESTINAL-TYPE BACKGROUND IN ENDOSCOPIC MUCOSAL RESECTION SPECIMENS OF PRIMARY ESOPHAGEAL ADENOCARCINOMA
Kaiyo Takubo¹, Junko Aida¹, Tomio Arai¹, Manfred Stolte², Michael Vieth² (¹*Japan*), (²*Germany*)

**OP22-5
CONFLUENT BASAL APOPTOSIS IN COLONIC ADENOMAS:
MORPHOLOGY, POTENTIAL FUNCTIONAL SIGNIFICANCE, AND
PRELIMINARY REVERSE PHASE MICROARRAY FINDINGS FOR
APOPTOSIS-RELATED PROTEINS**

Leona Doyle¹, Virginia Espina², Emanuel Petricoin², Lance Liotta²,
Mary Winters², Richard Stephens¹, Napoleon Keeling¹,
Dermot Kelleher¹, Cian Muldoon¹, Eoin Gaffney¹ (¹Ireland), (²USA)

**OP22-6
PROGNOSTIC AND PREDICTIVE VALUE OF THYMIDYLATE
SYNTHASE EXPRESSION IN COLON CANCER**

Gerasimos Tsourouflis, Stamatios Theocharis, Anastasia Sampani,
Athina Giagini, Gregorios Kouraklis (*Greece*)

16:30 – 17:30
Free Paper
Dolmabahçe C

Gynecopathology

Chairpersons: C. Bergeron (*France*), J. Ordi (*Spain*)

**OP23-1
HUMAN PAPILOMAVIRUS (HPV) PROFILES OF VULVAR
LESIONS: POSSIBLE IMPLICATIONS FOR THE CLASSIFICATION
OF VULVAR SQUAMOUS CELL CARCINOMA PRECURSORS
AND FOR THE EFFICACY OF PROPHYLACTIC HPV VACCINATION**

Petr Skapa, Josef Zamecnik, Eva Hamsikova, Martina Salakova,
Jana Smahelova, Kristyna Jandova, Helena Robova, Lukas Rob,
Ruth Tachezy (*Czech Republic*)

**OP23-2
FASCIN IMMUNOHISTOCHEMICAL INVESTIGATION IN
ENDOMETRIAL STROMAL SARCOMAS AND PRIMARY UTERINE
LEIOMYOSARCOMAS**

Mattheos Bobos, Evangelia Athanasiou, Dimitrios Hatzibougias,
Georgia Rapti, Athanasios Papanikolaou, Anastasios Hatzitolios,
Ioannis Efstratiou, Eleni Nenopoulou (*Greece*)

**OP23-3
COXSACKIEVIRUS ADENOVIRUS RECEPTOR (CAR)
EXPRESSION IN ENDOMETRIAL ADENOCARCINOMA**

Stamatios Theocharis, Constantinos Giaginis, Maria Papaefthymiou,
Ekaterini Papadopouli, Ioannis Sfiniadakis (*Greece*)

**OP23-4
EXPRESSION AND PROGNOSTIC SIGNIFICANCE OF CYCLIN
D3 IN OVARIAN ADENOCARCINOMAS**

Georgia Levidou, Penelope Korkolopoulou, Irene Thymara,
Angelica A Saetta, Ioannis Vassilopoulos, Hariclia Gakiopoulou,
Anastasia Konstantinidou, Evi Kairi-Vassilatou, Kitty Pavlakis,
Efstratios Patsouris (*Greece*)

**OP23-5
EXPRESSION OF AMP-ACTIVATED PROTEIN KINASE (AMPK)
IN OVARIAN CARCINOMA: CORRELATION WITH TUMOR
GRADING AND PROGNOSIS**

Ann-Christin Buckendahl, Wilko Weichert, Silvia Niesporek,
Aurelia Noske, Manfred Dietel, Carsten Denkert (*Germany*)

**OP23-6
FALLOPIAN TUBE EPITHELIUM: THE IGNORED HYPOTHETIC
ORIGIN OF GYNECOLOGIC SEROUS CARCINOMAS**

Isil Yildiz, Alp Usubutun, Ali Ayhan, Turkan Kucukali (*Turkey*)

16:30 – 17:30
Free Paper
Dolmabahçe B

Pulmonary Pathology

Chairpersons: J. Slodkowska (*Poland*), W. Timens (*The Netherlands*)

**OP24-1
DIAGNOSIS OF BACTERIAL INFECTIONS IN HUMAN LUNG
DISEASES : POTENTIAL USEFULNESS OF FLUORESCENT IN
SITU HYBRIDIZATION (FISH) TECHNIQUE IN FIXED AND
PARAFFIN EMBEDDED TISSUES**

Medioni Etienne, Havet Katia, Butori Catherine, Hofman Véronique,
Lassalle Sandra, Venissac Nicolas, Mouroux Jérôme, Hofman Paul
(*France*)

**OP24-2
MOST LUNG CARCINOMAS ASSOCIATED WITH IDIOPATHIC
PULMONARY FIBROSIS SHOW FEATURES OF BRONCHIOLAR
DERIVATION**

Marco Chilosi, Venerino Poletti, Daniela Reghellin, Sara Tomassetti,
Alberto Cavazza, Giulio Rossi, Marianne Kambouchner,
Alessandra Cancellieri, Alessandra Dubini, Mattia Barbareschi,
Licia Montagna, Serena Pedron, Paola Piccoli, Giuseppe Pelosi,
Bruno Murer (*Italy*)

**OP24-3
INFLAMMATORY MYOFIBROBLASTIC TUMOUR OF THE LUNG
– MORPHOLOGY DECEIVES HISTOGENESIS**

Lina Carvalho, Conceicao Moura, Rosete Nogueira,
Ana Paula Martins, Eugenia Pinto, Ana Gomes, Maria Joao Falcao,
Maria Silva (*Portugal*)

**OP24-4
PROGNOSTIC IMPACT OF INTRATUMORAL AND STROMAL
LYMPHOCYTIC INFILTRATE IN NON-SMALL-CELL LUNG CANCER**

Khalid Al-Shibli, Tom Donnem, Samer Al-Saad, Marit Delghandi,
Magnus Persson, Marit Nilsen, Roy Bremnes, Lill-Tove Busund
(*Norway*)

**OP24-5
CATHEPSIN-K IMMUNOHISTOCHEMISTRY IN THE SENSITIVE
AND SPECIFIC DETECTION OF MICRO-GRANULOMAS IN
HYPERSENSITIVITY PNEUMONITIS**

Daniela Reghellin, Bruno Murer, Venerino Poletti, Sara Tomassetti,
Alberto Cavazza, Giulio Rossi, Giuseppe Pelosi, Serena Pedron,
Licia Montagna, Paola Piccoli, Marco Chilosi (*Italy*)

17:30 – 19:30
Short Course
Rumeli B

Hematopathology

Bone Marrow Pathology

Chairpersons: *J. van der Walt (UK), S. Alkan (USA)*

Plasma Cell and Plasmacytoid Cell Disorders Involving Bone Marrow
S. Alkan (USA)

Chronic Myeloid Diseases After JAK-2. Do We Need a New Classification?
H. Kreipe (Germany)

Mastocytosis and Myelomastocytic Overlap Syndromes
H. P. Horny (Germany)

Iatrogenic Changes in the Bone Marrow
I. Kuzu (Turkey)

17:30 – 19:30
Business Meeting
Marmara

Uro pathology

Uro pathology

Chairperson: *G. Mikuz (Austria)*

17:30 – 19:30
Business Meeting
Haliç

Cytopathology

Administrative Affairs and Session on Cervicovaginal Cytology

Chairpersons: *P. Firat (Turkey), F. Schmitt (Portugal)*

Cervicovaginal Cytology- Case presentations
C. Bergeron (France)

Cervicovaginal Cytology- Case presentations
C. Garbar (Belgium)

17:30 – 19:30
Business Meeting
Topkapı A

Head and Neck Pathology

Symposium on Lymphoid Lesions of the Head and Neck

Chairpersons: *R. Simpson (UK), A. Skálová (Czech Republic)*

Lymphomas of the Salivary Glands
L. Plank (Slovakia)

B-Cell Lymphomas of Waldeyer's Ring and Plasmacytomas of the Head and Neck
S. Kapadia (USA)

T-Cell Lymphoid Lesions of the Head and Neck
T. Rüdiger (Germany)

17:30 – 19:30
Short Course
Topkapı B

Electron Microscopy

Joint session of the ESP Electron Microscopy and Nephropathology WG's: The Impact of Electron Microscopy in Diagnostic Nephropathology

Chairpersons: *D. Ferluga (Slovenia), K. Kyriacou (Cyprus), H. Ozdemir (Turkey)*

The Value of EM in the Diagnosis of Fibrillary Glomerulopathies
D. Ferluga (Slovenia)

Ultrastructural Expectations in Renal Pathology
G. Herrera (USA)

The Contribution of EM in the Diagnosis of Hereditary Renal Diseases (TBM, Alport Syndrome)
K. Kyriacou (Cyprus)

The Significance of EM in the Differential Diagnosis of Immune Complex Glomerulonephritis
H. Ozdemir (Turkey)

The Value of Electron Microscopy in the Diagnosis and Management of Lupus Nephritis
A. N. Haberal (Turkey)

17:30 – 19:30
Business Meeting
Dolmabahçe A

Dermatopathology

Dermatopathology

Chairperson: *M. G. Cook (UK)*

17:30 – 19:30
Free Paper
Dolmabahçe C

Gastrointestinal Pathology

Chairpersons: *C. Barbatis (Greece), A. Nogueira (Brazil)*

OP25-1
TUMOURS WITH PERITONEAL METASTASIS OF COLORECTAL OR APPENDICEAL ORIGIN ARE A SPECIFIC SUBGROUP
Sjoerd Bruin, Andrew Vincent, Vic Verwaal, Frans Zoetmulder, Laura Van Het Veer, Marie-Louise Van Velthuysen (*The Netherlands*)

OP25-2
IMMUNO-EXPRESSION OF PRO- AND ANTI-APOPTOTIC PROTEINS IN H. PYLORI INFECTION ASSOCIATED WITH GASTRITIS AND DUODENAL ULCER
Christiane Cartelle, Cláudia Mendes, Celso Oliveira, Mônica Demas, Ana Nogueira (*Brazil*)

OP25-3**LYMPH NODE ANALYSIS IN COLORECTAL CANCER: THE IMPACT OF THE USE OF CLEARING FAT SOLUTION**

Rair Xavier, Túlio Pereira, Ana Nogueira (Brazil)

OP25-4**ALTERATIONS OF MDR1 AND MRP1 FUNCTIONAL ACTIVITY OF COLORECTAL MALIGNANCIES**

Tamas Micsik, Tamas Mersich, Zsolt Baranyai, Ferenc Jakab, Eva Karasz, Andras Lorincz, Richard Schwab, Gyorgy Keri, Istvan Petak (Hungary)

OP25-5**PROGESTERON INDUCED BLOCKING FACTOR – PIBF AS A POTENTIAL TUMORMARKER**

Tamas Micsik, Beata Polgar, Klara Rasky, Ferenc Péterfy, Eszter Schafer, Tibor Krenacs, Katalin Jakab, Zsolt Holló, Julia Szekeres-Bartho, Richard Schwab, Istvan Petak (Hungary)

OP25-6**THE CRUCIAL ROLE OF PATHOLOGIST IN DETERMINING THE PROGNOSIS OF COLORECTAL CARCINOMA CASES: AN ANALYSIS OF 502 CASES WITH COLORECTAL CARCINOMA BY TURKISH NATIONAL WORKING GROUP OF GASTROINTESTINAL PATHOLOGY**

Sibel Erdamar, Damlanur Sakiz, Fazilet Kayaselcuk, Nesrin Gursan, Ipek Isik Gonul, Nese Demirkan, Hale Kirimlioglu, Figen Doran, Cenk Sokmensuer, Sukru Ozdamar, Berna Savas, Fatma Husniye Dilek, Dilek Yavuzer, Ayse Uzman (Turkey)

OP25-7**MUCINOUS TUMOURS OF THE COLORECTUM: RIGHT VERSUS LEFT IN TERMS OF MOLECULAR MECHANISMS**Berna Savas¹, Astrid Hirschmann², Andreas Jung², Arzu Ensari¹, Thomas Kirchner², Nazmiye Kursun¹ (¹Turkey), (²Germany)**OP25-8****THE RELEVANCE OF MULTIPLEX PCR AND HETERODUBLEX ANALYSIS ON DIFFERENTIATING THE REACTIVE VERSUS NEOPLASTIC T CELLS IN THE SPECTRUM OF GLUTEN SENSITIVE ENTEROPATHY – ENTEROPATHY ASSOCIATED T CELL LYMPHOMA**

Isinsu Kuzu, Yasemin Sahin, Irfan Soykan, Hulya Cetinkaya, Arzu Ensari, Mitat Bozdayi, Oner Dogan, Mine Hekimgil (Turkey)

OP25-9**GASTROINTESTINAL AND PANCREATIC NEUROENDOCRINE TUMORS (GEPNETS), ANALYSIS OF A MULTICENTRIC STUDY ON 191 SURGICALLY REMOVED TUMORS**

Yersu Kapran, Gulen Dogusoy Bulbul, Arzu Ensari, Ozgul Sagol, Omer Yerci, Banu Bilezikci, Isin Pak, Fazilet Kayaselcuk, Banu Yilmaz, Yavuz Ozoran (Turkey)

OP25-10**CLINICOPATHOLOGIC AND MOLECULAR CHARACTERISTICS OF 523 TURKISH GASTROINTESTINAL STROMAL TUMOR CASES: A MULTICENTER STUDY**

Gulsah Kaygusuz, Nilgun Cekin, Fikret Sahin, Mitat Bozdayi, Atilla Erhan, Yersu Kapran, Gulen Bulbul Dogusoy, Figen Doran, Omer Yerci, Gokhan Gedikoglu, Beyhan Demirhan, Ayse Dursun, Ozgul Sagol, Basak Doganavsargil, Ata Turker Arikok (Turkey)

OP25-11**GASTROINTESTINAL EPITHELIAL DYSPLASIA/NEOPLASIA: WHERE DO TURKISH PATHOLOGISTS STAND - EAST OR WEST?**Sema Arici¹, Cigdem Ataizi¹, Semin Ayhan¹, Banu Bilezikci¹, Nese Demirkan¹, Ferhunde Dizdaroglu¹, Gulen Dogusoy¹, Figen Doran¹, Ayse Dursun¹, Ozlem Elpek¹, Arzu Ensari¹, Gokhan Gedikoglu¹, Suha Gokse¹, Yesim Gurbuz¹, Nesrin Gursan¹, Yersu Kapran¹, Tuba Karabacak¹, Fazilet Kayaselcuk¹, Hale Kirimlioglu¹, Isin Pak¹, Ayse Polat¹, Damlanur Sakiz¹, Muge Tuncyurek¹, Omer Yerci¹, Tetsuo Ushiku², Satoshi Ota², George Imura², Masayuki Itabashi² (¹Turkey), (²Japan)

17:30 – 18:50

Free Paper
Dolmabahçe B**Pulmonary Pathology**

Chairpersons: F. Thivolet-Bejui (France), V. Tsinzerling (Russia)

OP26-1**THE VEGF-SIGNALING PATHWAY IN PULMONARY SMALL AND NON-SMALL CELL CARCINOMAS – AN IMMUNOHISTOCHEMICAL COMPARATIVE STUDY**

Elvira Stacher, Franz Quehenberger, Iris Halbwedl, Margit Gogg-Kamerer, Elisabeth Grygar, Helmut Popper (Austria)

OP26-2**SUPEROXIDE DISMUTASE POLYMORPHISMS AND EXPRESSION IN IDIOPATHIC PULMONARY FIBROSIS**

Patrizia Morbini, Simona Inghilleri, Ilaria Campo, Chiara Villa, Tiberio Oggioni, Maurizio Luisetti (Italy)

OP26-3**PDGFR BETA, A POTENTIAL TARGET FOR MOLECULAR CHEMOTHERAPY, IS EXPRESSED IN MESOTHELIOMA**

Patrizia Morbini, Chiara Villa, Simona Inghilleri, Camillo Porta (Italy)

OP26-4**EXPRESSION AND PROGNOSTIC SIGNIFICANCE OF PTEN, P27, CKS1 AND SKP2 IN NON-SMALL CELL LUNG CANCER**

Vassiliki Zolota, Vassiliki Tzelepi, Paraskevi Zylis, Michalis Leotsinidis, Nikolaos Panagopoulos, Demetrios Dougenis, Chrisoula Scopa (Greece)

OP26-5**DECREASED FOXP3 EXPRESSION IN COPD PATIENTS**

Sergejs Isajevs, Immanuels Taivans, Aina Kratovska, Gunta Strazda, Uldis Kopeika, Valentina Gordjushina (Latvia)

**OP26-6
LUNG INJURY AFTER SURFACTANT TREATMENT –
EXPERIMENTAL STUDIES**

Andrzej Marszalek, Monika Seget, Elzbieta Kaczmarek,
Wieslawa Biczysko (*Poland*)

**OP26-7
EVALUATION OF TKTL1 EXPRESSION IN PRIMARY NON-SMALL
CELL LUNG CANCER IN RELATION TO CLINICO-PATHOLOGICAL
DATA: WHAT DO AUTOMATED ANALYSES ADD TO HUMAN
PERFORMANCE?**

Gian Kayser, Britta Kubitz, Wulf Siene, Dominic Mattern, E. Stickeler,
Johannes Coy, Bernward Passlick, Martin Werner, Axel Zur Hausen
(*Germany*)

**OP26-8
SEQUENCING OF THE MITOCHONDRIAL D-LOOP REGION AS
A TOOL TO DISCRIMINATE BETWEEN SYNCHRONOUS OR
METACHRONOUS PRIMARY LUNG TUMOURS AND
INTRAPULMONARY METASTATIC SPREAD**

Giacomo Caprara, Luca Morandi, Maurizio Boaron,
Alessandra Cancellieri, Kenji Kawamuka, Annalisa Pession,
Giovanni Tallini, Stefania Damiani (*Italy*)

**18:50 – 19:30
Symposium
Dolmabahçe B**

Pulmonary Pathology

**The European Rare Lung Disease Collection on the Internet
Chairpersons: Bruno Murer (*Italy*), Handan Zeren (*Turkey*)**

The European rare disease collection – How to access the slide
collection

Helmut H. Popper (*Austria*)

Open access and discussion for participants

08:30 – 12:00
Symposium
Anadolu

Gynecopathology

Predictive Gynecopathology

Chairpersons: *M. Dietel (Germany), J. Ordi (Spain)*

p53 and Ovarian Cancer
J. Kupryjańczyk (Poland)

Cell Signalling Hallmarks in Ovarian and Endometrial Tumors
S. Ramon y Cajal (Spain)

Metabolic Profiling of Ovarian Tumors - A New Approach to the Investigation of Predictive Signatures
C. Denkert (Germany)

Predictive Behaviour of Early and Late CIN by Molecular Markers
J. Baak (Norway)

Value of HPV Load and p16 in Predicting the Behaviour of Cervical Intraepithelial Neoplasia
J. Ordi (Spain)

08:30 – 12:00
Symposium
Rumeli B

Selected Topic

Behçet's Disease

Chairperson: *H. Yazıcı (Turkey)*

Introduction, Epidemiology and Clinical Features
H. Yazıcı (Turkey)

Pathogenesis
A. Gül (Turkey)

Immunopathology of Pathergy Reaction
M. Melikoğlu (Turkey)

Erythema Nodosum-Like Lesions in Behçet's Syndrome
C. Demirkesen (Turkey)

Pulmonary Pathology in Behçet's Syndrome
Büge Öz (Turkey)

08:30 – 12:00
Short Course
Marmara

Dermatopathology

Burning Practical and Bio-Molecular Issues on Melanocytic Lesions of the Skin

Chairpersons: *D. Massi (Italy), A. Batistatou (Greece)*

Update on Genetic Molecular Studies in Melanocytic Lesions
D. Mihic-Probst (Switzerland)

Blue-Nevus-Related Melanocytic Lesions
M. Cook (UK)

Melanoma in Childhood
S. Fraitag (France)

The Role of Molecular Biology in the Interpretation of Sentinel Node Biopsy for Melanoma
S. Di Palma (UK)

Need of Standardization for Histopathology Report of Cutaneous Melanoma and Sentinel Lymph Node
A. Batistatou (Greece)

08:30 – 12:00
Slide Seminar
Haliç

Hematopathology

Benign Hematopoietic Proliferations Mimicking Malignancies and Borderline Lymphoproliferative Lesions

Chairpersons: *P. Kurtin (USA), I. Kuzu (Turkey)*

J. Cabecadas (Portugal)

P. Kurtin (USA)

M. Hekimgil (Turkey)

H. Van Krieken (Netherlands)

08:30 – 12:00
Slide Seminar
Topkapı A

Nephropathology

Diagnostic Challenges in Nephropathology

Chairpersons: *D. Ferluga (Slovenia), L. Barisoni (USA)*

N. Marcussen (Denmark)

D. Ferluga (Slovenia)

H. Liapis (USA)

L. Barisoni (USA)

E. Honsova (Czech Republic)

V. Nickleit & M. Latour (USA)

I. Bajema (The Netherlands)

H. Regele (Austria)

E. Mandache (Romania)

08:30 – 12:00
Short Course
Topkapı B

Infectious Disease

The Pathology of Common and Rare Infections

Chairpersons: *G. Cathomas (Switzerland), P. Hofman (France)*

Morphological Diagnostics of Influenza and other Viral Respiratory Infections
V. Tsinzerling (Russia)

Diagnostic Value of Aspergillus PCR in BAL of Immuno-Comprised Patients with Respiratory Symptoms
G. Cathomas (Switzerland)

Chlamydia Pneumoniae Infection in Pathophysiology of Fatal Myocardial Infarction
L. G. Spagnoli (Italy)

HIV and Tuberculosis: The Twin Pandemic Infections
P. Hofman (France)

Epstein-Barr Virus in Human Disease: Differential Diagnosis and Methods of Detection
G. Niedobitek (Germany)

08:30 – 10:00
Free Paper
Dolmabahçe A

Head and Neck Pathology

Chairpersons: *M.P. Foschini (Italy), M. Therkildsen (Denmark)*

OP27-1

INVERTED PAPILLOMA AND RESPIRATORY EPITHELIAL ADENOMATOID HAMARTOMA; CONFUSING TERMINOLOGY AND OVERLAPPING FEATURES

Sulen Sarioglu, Ugur Pabuccuoglu, Mehtat Unlu, Cenk Ecevit (Turkey)

OP27-2

THE DIAGNOSTIC ACCURACY OF REVERSE TRANSCRIPTION-PCR QUANTIFICATION OF MICROMETASTATIC ORAL AND OROPHARYNGEAL SQUAMOUS CELL CARCINOMA

Raynaud Pierre, Garrel Renaud, Rigau Valerie, Dromard Mathilde, Boulle Nathalie, Rousset Thérèse, Costes Valerie (France)

OP27-3

HYPOXIA INDUCIBLE FACTORS HIF1 α AND HIF2 α ARE LINKED TO POOR RESPONSE OF HEAD-NECK CANCER TO RADIOTHERAPY

Michael Koukourakis, Alexandra Giatromanolaki, Harilaos Stamos, Vassilios Danielidis, Efthimios Sivridis (Greece)

OP27-4

OVEREXPRESSION OF CORTACTIN IN HEAD AND NECK SQUAMOUS CELL CARCINOMA IS ASSOCIATED WITH POOR PROGNOSIS AND HIGHER LOCAL RECURRENCE RATES

Van Obberghen-Schilling Ellen, Butori Catherine, Havet Katia, Hofman Véronique, Guevara Nicolas, Santini José, Hofman Paul (France)

OP27-5

CELL CYCLE PROTEIN EXPRESSION PATTERNS IN HPV-CONTAINING AND –LACKING TONSILLAR SQUAMOUS CELL CARCINOMAS AND ASSOCIATION WITH PROGNOSIS: A ROLE FOR P21?

Jeroen Mooren, Johannes Manni, Harriet Hafkamp, Boris Klingenberg, Adri Voogd, Fredrik Bot, Sandra Claessen, Anton Hopman, Frans Ramaekers, Bernd Kremer, Ernst-Jan Speel (The Netherlands)

OP27-6

ASSOCIATION OF INTERLEUKIN-6 (IL-6) EXPRESSION WITH PROGRESSION OF SQUAMOUS CELL CARCINOMA OF THE HEAD AND NECK IS NOT DEPENDENT ON IL-6 -174 G>C POLYMORPHISM

Metka Volavlek, Mojca Stražilar, Damjan Glavaè (Slovenia)

OP27-7

PREVALENCE AND TYPING OF HUMAN PAPILLOMAVIRUS IN OROPHARYNGEAL SQUAMOUS CELL CARCINOMAS IN GREECE

Christos Valavanis¹, Prokopis Vogiatzis¹, Mircea Corneliu Romanitan², Anders Nasman², Torbjorn Ramqvist², Konstantinos Banis¹, Petroula Arapantoni-Dadioti¹, Tina Dalanis² (¹Greece), (²Sweden)

OP27-8

DEVELOPING HUMAN MINOR SALIVARY GLANDS: MORPHOLOGICAL RELATIONSHIP BETWEEN THE EXPRESSION OF TGF-BETA ISOFORMS AND CYTOSKELETAL MARKERS OF DIFFERENTIATION

Silvia Vanessa Lourenco, Dirce Mary Correia Lima, Sabrina Hitomi Uyekita, Cláudia Malheiros Coutinho Camillo, Marcilei Eliza Cavicchioli Buim, Fernando Augusto Soares (Brazil)

08:30 – 10:00
Free Paper
Dolmabahçe C

Molecular Pathology

Chairpersons: *G. Hoefler (Austria), G. Stanta (Italy)*

OP28-1

PRIMARY CULTURES FOR PROTEOMIC STUDY IN COLORECTAL CARCINOMA: DO CELLS SURVIVE?

Stefano Pozzi Mucelli, Alberto Cescato, Enrico Cian, Antonio Paniccià Bonifazi, Renzo Barbazza, Giorgio Stanta (Italy)

OP28-2

IMPACT OF CELL SENESCENCE AND RAS PATHWAYS IN BREAST CANCER PROGRESSION

Serena Bonin, Davide Brunetti, Elena Benedetti, Nader Gorji, Giorgio Stanta (Italy)

OP28-3

POTENTIAL OF MICRORNA PROFILING FOR THE DIAGNOSIS OF PAPILLARY THYROID CARCINOMA

Lassalle Sandra, Hofman Véronique, Butori Catherine, Guevara Nicolas, Santini José, Barbry Pascal, Mari Bernard, Hofman Paul (France)

OP28-4
GENE EXPRESSION ANALYSIS IDENTIFIES NOVEL RBL2/P130 TARGET GENES IN ENDEMIC BURKITT'S LYMPHOMA CELL LINES AND PRIMARY TUMORS

Giulia De Falco¹, Eleonora Leucci¹, Dido Lenze², Pier Paolo Piccaluga¹, Anna Onnis¹, Giovanna Cerino¹, Joshua Nyagol¹, Anna Luzzi¹, Cristiana Bellan¹, Michael Hummel², Stefano Pileri¹, Piero Tosi¹, Harald Stein², Antonio Giordano³, Lorenzo Leoncini¹
 (¹Italy), (²Germany), (³USA)

OP28-5
VEGF AS AN AUTOCRINE STIMULATOR OF PROLIFERATION AND MOTILITY IN ASTROGLIAL CELL LINES

Petra Knizetova, Alice Hlobilkova, Zdenek Kolar, Jiri Ehrmann
 (Czech Republic)

OP28-6
PRESENCE OF VIP SYSTEM AT THE NUCLEAR CELL MEMBRANE IN DUCTAL BREAST CARCINOMA IN SITU

Ana Valdehita, M. Jose Carmena, M. Isabel Arenas, Antonio Ruiz-Villaespesa, Pedro Valenzuela, Juan C. Prieto, Ana M. Bajo (Spain)

OP28-7
LOSS OF HETEROZYGOSITY (LOH) FOR THE 17Q22-24 LOCUS, PRKAR1A GENE MUTATIONS AND MICROSATELLITE INSTABILITY (MSI) IN BASAL CELL CARCINOMA (BCC)

Angeliki Stamatelli¹, Thaleia A Bei², Angelika A Saetta¹, Sotirios Stergiopoulos², Sosipatros Boikos², Efstratios Patsouris¹, Kiriaki Aroni¹, Constantine A Stratakis² (¹Greece), (²USA)

OP28-8
THE FUSE/FBP/FIR/TFIIH-SYSTEM IS A MOLECULAR MACHINERY EQUIPPED TO CONTROL THE EXPRESSION OF THE C-MYC PROTO-ONCOGENE BY SENSING DNA-CONFORMATION OF THE PROMOTER AND FINE-TUNING TRANSCRIPTIONAL OUTPUT

Weber Achim¹, Liu Juhong², Collins Irene², Levens David²
 (¹Switzerland), (²USA)

10:00 – 11:00

BREAK

POSTER- EXHIBITION - COFFEE

11:00 – 12:00

Free Paper
 Dolmabahçe A

Head and Neck Pathology

Chairpersons: M.P. Foschini (Italy), M. Therkildsen (Denmark)

OP29-1
E-CADHERIN LOSS AND DELTA-NP73L EXPRESSION IN ORAL SQUAMOUS CELL CARCINOMAS

Alberto Righi, Roberto Cocchi, Luca Morandi, Gianluca Marucci, Maria G. Pennesi, Annalisa Tosi, Dario De Biase, Annalisa Pession, Lucio Montebugnoli, Maria Pia Foschini (Italy)

OP29-2
HTERC TELOMERASE GENE AMPLIFICATION AT 3Q DEMONSTRATED WITH FISH ANALYSIS STRATIFIES LARYNGEAL PRECURSOR LESIONS

Kay Hertel, Regine Dahse, Birgit John, Hartwig Kosmehl (Germany)

OP29-3
CHROMOSOME INSTABILITY AS DETECTED BY FISH PREDICTS PROGRESSION OF PREMALIGNANT LESIONS OF THE LARYNX

Ewa Bergshoeff, Annick Haesevoets, Fredrik Bot, Adri Voogd, Anton Hopman, Frans Ramaekers, Johannes Manni, Ernst-Jan Speel (The Netherlands)

OP29-4
Withdrawn

OP29-5
HIGH PREVALENCE OF HPV INFECTION IN HEAD AND NECK SQUAMOUS CELL LESIONS

Patrizia Morbini, Paola Alberizzi, Giulia Bertino, Patrizia Gatti, Chiara Villa, Marco Benazzo (Italy)

OP29-6
CO-EXPRESSION OF EGFR AND CYCLIN-D1 PREDICTS RADIOCURABILITY OF T2N0 SQUAMOUS CARCINOMA OF THE LARYNX

Mark Rafferty, Andrew Jones, Terry Jones, David Husband, Tim Helliwell (United Kingdom)

11:00 – 12:00

Free Paper
 Dolmabahçe C

Molecular Pathology

Chairpersons: G. Hoefler (Austria), G. Stanta (Italy)

OP30-1
MOLECULAR H&E

Ali Can, Harvey E. Cline, Xiaodong Tao, Musodiq O. Bello, Maximilian L. Seel, Michael J. Gerdes, Fiona Ginty, Michael Montalto (USA)

OP30-2
AUTOMATED IMAGE ANALYSIS FOR HIGH-THROUGHPUT QUANTITATIVE DETECTION OF ER AND PGR EXPRESSION LEVELS IN LARGE-SCALE CLINICAL STUDIES: THE TEAM TRIAL EXPERIENCE

Dana Faratian, Charlene Kay, Fiona Campbell, Tammy Robson, Margaret Grant, Daniel Rea, John Bartlett (United Kingdom)

OP30-3
MOLECULAR PROFILING OF SIGNAL PATHWAYS IN FORMALIN FIXED CANCER TISSUES USING PROTEIN LYSATE MICROARRAYS

Karl-Friedrich Becker, Hildegard Mack, Susanne Hipp, Christina Schott, Heinz Hofler (Germany)

**OP30-4
MOLECULAR EVALUATION AND CLINICAL CORRELATION OF
T(14;18)(BCL-2/IGH) IN 26 CASES OF FOLLICULAR LYMPHOMA:
THE IMPACT OF DIFFERENT MOLECULAR APPROACHES**

Nur Selvi, Buket Kosova, Mine Hekimgil, Cumhur Gunduz,
Burcin Tezcanli, Emin Karaca, Guray Saydam, Yesim Ertan,
Nejat Topcuoglu (Turkey)

**OP30-5
OPTIMISATION OF DNA EXTRACTION AND AMPLIFICATION
FROM LASER MICRODISSECTED PARAFFIN EMBEDDED
BREAST CARCINOMA FOR ARRAY COMPARATIVE GENOMIC
HYBRIDIZATION (ACGH): PROBLEMS AND SOLUTIONS**

Tarek Abdel-Fatah, Desmond Powe, Maryou Lambros,
Jorge Reis-Filho, Ian Ellis (United Kingdom)

**12:00 – 13:00
Anadolu**

General Assembly

**13:00 – 14:30 Sponsored by 3DHISTECH
Satellite Symposium
Haliç**

Digital Histology at Charité Berlin
M. Dietel (Germany)

Evaluation of the Reading of Pathology Slides on the Computerscreen
in Clinical Practice
G. Rojo (Spain)

Routine Signout Using Histology
M. Nap (The Netherlands)

Digital Slide Technology: The UCL Experience
K. Miller (United Kingdom)

Preparation and Evaluation of Tmas in a Digital Environment
T. Krenács (Hungary)

Digital Fluorescence Microscopy for Research and Routine
S.V. Varga (Hungary)

Digital Histology: Experiences and Perspectives 2007
B. Molnár (Hungary)

**13:00 – 14:30 BREAK
POSTER- EXHIBITION**

**14:30 – 17:30
Symposium
Anadolu**

Eurocellpath Symposium

**Horizons for Pathology: Biomarkers, Drug Development
and Trial Design
Chairpersons: F. Bosman (Switzerland), M. Dietel (Germany)**

Tissue Biomarkers: Between Discovery and Practical Application
F. Bosman (Switzerland)

Cooperation of Academic Pathology and Research Industry in the
Field of Tissue Based Diagnostics
C. Petry (Germany)

Predictive Pathology and the Drug-Diagnostic Co-Development
Initiative
M. Dietel (Germany)

The Role of Pathology in Clinical Trials
H. van Krieken (Netherlands)

**14:30 – 17:30
Slide Seminar
Rumeli B**

Gynecopathology

**Gynecopathology Slide Seminar
Chairpersons: A. Giatromanolaki (Greece), E. Yavuz (Turkey)**

J. Kupryjańczyk (Poland)
E. Oliva (USA)

L.C. Horn (Germany)

A. Felix (Portugal)

E. Mooney (Ireland)

D. Hardisson (Spain)

M. Devouassoux-Shisheboran (France)

A. Giatromanolaki (Greece)

E. Yavuz (Turkey)

**14:30 – 17:30
Short Course
Marmara**

Soft Tissue and Bone Pathology

**Dedifferentiated Sarcomas of Bone and Soft Tissue
Chairpersons: J. M. Coindre (France), L. Guillou (Switzerland)**

Definition and Historical Considerations
L. Guillou (Switzerland)

Dedifferentiated Liposarcomas
J. M. Coindre (France)

Other Dedifferentiated Sarcomas
L. Guillou (Switzerland)

Differential Diagnosis
J. M. Coindre (France), L. Guillou (Switzerland)

14:30 – 17:30
Symposium
Haliç

Molecular Pathology

Road MAPS for Molecular Pathology: Methods, Applications, Problems, Solutions

PART I

Chairpersons: *H. Popper (Austria), G. Bevilacqua (Italy)*

Aberrant DNA Methylation in Cancer: A New Diagnostic Marker and Therapeutic Target
U. Lehmann (Germany)

Dissecting Lymphoma Genomes Using High-Resolution CGH to Microarrays
J. Martinez-Climent (Spain)

Clonality Testing: Potentials and Pitfalls
H. van Krieken (Netherlands)

The Role of miRNAs in Animal Development and Human Cancer
E. Miska (UK)

PART II

Chairpersons: *F. Fend (Germany), G. Hoefler (Austria)*

Assessing Somatic Mutations in Solid Tumors: How to Recognize and Avoid Artifacts
A. Marchetti (Italy)

Analysis of Chromosomal Instability in Solid Tumors by Fluorescence in Situ Hybridization and Array-CGH
M. Speicher (Austria)

Molecular Cytology: What are We Doing?
F. Schmitt (Portugal)

14:30 – 17:30
Symposium
Topkapı A

Transplantation Pathology

Pathology of Transplantation

Chairperson: *M. J. Mihatsch (Switzerland)*

Kidney Session

The Value of Protocol Biopsies of Renal Transplants
R. Colvin (USA)

The Basement Membrane of the Peritubular Capillaries in Acute and Chronic Rejection
B. Ivanyi (Hungary)

Molecular Biology of Renal Biopsies: Adjunct or Substitute?
M. Mengel (Germany)

Heart and Liver Session

Chronic Rejection in the Heart
S. Stewart (UK)

Pathology of Late Post-Transplant Complications in the Liver Allograft
S. Huebscher (UK)

14:30 – 17:30
Slide Seminar
Topkapı B

Pulmonary Pathology

Interstitial Lung Diseases

Chairperson: *M. Barbareschi (Italy)*

H. Tazelaar (USA)

M. N. Sheppard & A. Nicholson (UK)

W. Timens (Netherlands)

F. Calabrese (Italy)

M. Angeles Montero (Spain)

D. Yilmazbayhan (Turkey)

14:30 – 17:30
Slide Seminar
Dolmabahçe A

Neuropathology

New Entities of the Nervous System Tumors

Chairpersons: *F. Giangaspero (Italy), S. Zorlutemir (Turkey)*

M. Gessi (Italy)

A. Perry (USA)

F. Söylemezoğlu (Turkey)

D.F. Branger (France)

F. Giangaspero (Italy)

T. Tihan (USA)

J. M. Kros (Netherlands)

16:00 – 16:30

BREAK

POSTER – EXHIBITION – COFFEE

17:30 – 19:30
Symposium
Anadolu

Head and Neck Pathology

WHO Classification of Head and Neck Tumors

Chairpersons: *J. Eveson (UK), P. Slootweg (The Netherlands)*

The WHO Classification of Salivary Gland Tumours
J. Eveson (UK)

Undifferentiated and Poorly Differentiated Sinonasal Epithelial Malignancies - The WHO Perspective
A. Franchi (Italy)

The WHO Classification of Odontogenic Tumours
P. Slootweg (The Netherlands)

The WHO Classification of Tumours of the Ear
A. Sandison (UK)

17:30 – 19:30
Business Meeting
Rumeli B

Gynecopathology

Gynecopathology Business Meeting

Chairpersons: *S. Regauer (Austria), J. Ordi (Spain)*

17:30 – 19:30 Soft Tissue and Bone Pathology**Business Meeting
Marmara****Bone Forming Lesion of Bone and Soft Tissue****Chairpersons:** *A. P. Dei Tos (Italy), P. C. W. Hogendoorn (Netherlands)*Mesenchymal Stem Cell Differentiation Towards Bone
*P. Bianco (Italy)*Mimics of Osteosarcoma
*F. Bertoni (Italy)*Central and Surface Osteosarcoma
*P. C. W. Hogendoorn (Netherlands)*Bone Forming Tumors of Soft Tissue
*S. Daugaard (Denmark)*Identification and Validation of New Therapeutic Targets in Sarcomas
*E. de Alava (Spain)***17:30 – 19:30 Nephropathology****Business Meeting
Haliç****WG on Nephropathology****Chairpersons:** *M.J. Mihatsch (Switzerland), D. Ferluga (Slovenia)*

- Summary of the Banff Meeting in La Coruna, 2007 –
- Reports and Discussion
- Training Program and Certificate for Nephropathology
- Standard Procedure for the Study of Renal Biopsies – Significance of Electron Microscopy
- Business Affaires

17:30 – 19:30 Pulmonary Pathology**Business Meeting
Topkapı A****Hot Topics in Pulmonary Pathology****Chairpersons:** *E. Verbeken (Belgium), R. Matej (Czech Republic)*Rare Vascular and Perivascular Tumors of the Lung - The European Rare Disease Collection
*U. Gruber-Mösenbacher (Austria)*Etiology, Diagnosis and Treatment of COPD
*W. Timens (Netherlands)*Hypoxia-Regulated Genes in Interstitial Lung Disease and COPD
*R. Bohle (Germany)*Severe Lung Disease in ECMO-Treated Patients
*G. Elmberger (Sweden)***17:30 – 19:30 Selected Topic****Business Meeting
Topkapı B****Quality Assurance in Pathology****Chairpersons:** *B. Jasani (UK), K. Miller(UK)*UKNEQAS for ICC
*M. Ibrahim (UK)*UK NEQAS for HER-2 FISH
*J. Bartlett (UK)*A Proposed Consortium of EQAs for ICC and FISH for the EU
*K. Miller (UK)***17:30 – 19:30 Neuropathology****Free Paper
Dolmabahçe A****Chairpersons:** *G. Reifenberger (Germany), A. Sav (Turkey)***OP31-1****NEURONAL ALTERATIONS IN RAT HYPOTHALAMIC TYPE HYPOTHYROIDISM**
*George Stoica (USA)***OP31-2****THE IMPACT OF IGF-1 AND VEGF ON CELLULAR PROLIFERATION AND INVASIVENESS OF PITUITARY ADENOMAS**
*Aydin Sav, Sertac Akpulat (Turkey)***OP31-3****PROGNOSTIC EFFECT OF Ki-67 PROLIFERATION INDEX IN GLIOBLASTOMA MULTIFORME**
*Ufuk Abacioglu, Berrin Gucluer, Ilknur Cetin, Zuleyha Akgun, Evrim Tezcanli, Meric Sengoz, Aydin Sav (Turkey)***OP31-4****VASCULOGENESIS IN HUMAN GLIOMAS**
*Johan Kros, Pingpin Zheng (The Netherlands)***OP31-5****IDENTIFICATION OF GLIOMA NEOVASCULARISATION-RELATED PROTEINS BY USING MALDI-FTMS AND NANO-LC FRACTIONATION TO MICRODISSECTED TUMOR VESSELS**
*Dana Mustafa, Johan Kros (The Netherlands)***OP31-6****INTERLEUKIN (IL)-8 EXPRESSION AND MICROVASCULARITY IN DIFFUSE ASTROCYTOMAS**
*Vassilis Samaras, Penelope Korkolopoulou, Nikolaos Kavantzias, Christina Piperi, Georgia Levidou, Kalliopi Diamantopoulou, Konstantinos Kouzelis, Vassilis Varsos, Dimitrios Rologis, Efsthathios Boviatsis, Kalliopi Petraki, Euphemia Thomas-Tsagli, Calypso Barbatis, Efstratios Patsouris (Greece)***OP31-7****ACTIVATION OF ENDOGENOUS REMYELINATION CAPACITY IN EXPERIMENTAL ALLERGIC ENCEPHALOMYELITIS FOLLOWING TRANSPLANTATION OF NEURAL STEM CELLS**
Eleni Polyzoidou, Nikolaos Grigoriadis, Georgia Deretzi, Olga Touloumi, Aggeliki Giannakopoulou, Stavros Polyzoidis, Constantina Simeonidou, Savvas Grigoriadis, Dimitrios Karakostas-Manousakis, Nikolaos Artemis, Nikolaos Taskos, Ioannis Milonas, Georgios Karkavelas (Greece)

OP31-8

EXPRESSION PROFILING IN GLIOBLASTOMA MULTIFORME IDENTIFIES SURVIVAL-RELATED GENES OF THE PHOSPHATIDYLINOSITOL 3'-KINASE SIGNALING PATHWAY

Teresa Ribalta, Yolanda Ruano, Manuela Mollejo, Concepción Fiaño, Jose L. Hernández-Moneo, Elena Gómez, Bárbara Meléndez (*Spain*)

OP31-9

MEDULLOBLASTOMA: CLINICOPATHOLOGIC EVALUATION OF 51 CASES

Yesim Ertan, Murat Sezak, Bengu Demirag, Mehmet Kantar, Nazan Cetingul, Yusuf Ersahin, Saffet Mutluer, Taner Akalin (*Turkey*)

17:30 – 19:30
Dolmabahçe B

Discuss with the Expert: Differential Diagnosis of Pancreatic Neoplasia. Case Discussion

Videomicroscopy Tutorial
V. Adsay (USA)

08:30 – 10:30
Slide Seminar
Anadolu

Selected Topic

ESP/SLAP Joint Meeting: Once in a Pathologist's Lifetime
Chairpersons: *F. Schmitt (Portugal), M. Franco (Brazil)*

S. Gonzales (Chile)
G. Bussolati (Italy)
S. Suster (USA)
E. Pereira (Brazil)
F. Carneiro (Portugal)
M. Rondan (Uruguay)
M. Wells (UK)
P. Bedossa (France)

08:30 – 10:30
Short Course
Topkapı A

Gynecopathology

Update on Rare Entities in Gynecopathology
Chairpersons: *F. Nogales (Spain), S. Regauer (Austria)*

Uterine Sarcomas. A Total Population Based Study of 589 Patients from 1970-2000 with Focus on Leiomyosarcomas
V. Abeler (Norway)

Update on Endometrial Stromal Sarcomas
S. Regauer (Austria)

Sex-Cord-Like Uterine Tumors: A Problem in Histopathological Analysis
F. Nogales (Spain)

Trophoblastic Lesions
M. Wells (UK)

08:30 – 10:30
Symposium
Topkapı B

Dermatopathology

Cutaneous Lymphomas: 2007 State of the Art
Chairpersons: *M. Santucci (Italy), C. Demirkesen (Turkey)*

Where Are We Today With Cutaneous Lymphomas?
M. Santucci (Italy)

The WHO-EORTC Approach to the Classification of Primary Cutaneous B-Cell Lymphomas
C.J.L.M. Meijer (Netherlands)

Primary cutaneous lymphomas: Rare entities
J. Wechsler (France)

Clinical and Laboratory Data Correlation: Never Make an Impossible Diagnosis
W. Kempf (Switzerland)

08:30 – 10:30
Slide Seminar
Dolmabahçe A

Gastrointestinal Pathology

Once in a Pathologist's Lifetime: Rare Entities of the GIT
Chairpersons: *J. Offerhaus (Netherlands), G. Gedikoğlu (Turkey)*

F.J.W. ten Kate (Netherlands)
K. Geboes (Belgium)
J.F. Flejou & L. Michot (France)
F. Carneiro (Portugal)
F. Bosman (Switzerland)
A. Ensari (Turkey)
J. Orłowska (Poland)
A. Ristimäki (Finland)
G. Gedikoglu (Turkey)

08:30 – 10:30
Slide Seminar
Dolmabahçe C

Soft Tissue and Bone Pathology

The Marriage between Morphology and Genetics in Soft Tissue Tumors
Chairperson: *R. Sciot (Belgium)*

J. Bovée (Netherlands)
C. Kuhnen (Germany)
G. Snjezama (Slovenia)
A. Folpe (USA)
C. Gengler (Switzerland)
K. Cooper (USA)
M. McMenamin (Ireland)
B. Zelger (Austria)

08:30 – 10:30
Slide Seminar
Dolmabahçe B

Pulmonary Pathology

Infectious Diseases of the Lung
Chairpersons: *R. Tringidou (Greece), U. Gruber-Mösenbacher (Austria)*

M. Toetsch (Germany)
I. Kern (Slovenia)
M.E. Duran (Panama)
M. Samsonova (Russia)
S. Dizbay Sak (Turkey)

10:30 – 11:00

**BREAK
EXHIBITION - COFFEE**

11:00 – 11:45

Anadolu

Plenary Poster Session

Chairpersons: *H. Popper (Austria), B. Celasun (Turkey)*

12:00 – 13:00

Keynote Lecture

Anadolu

SYMEONIDIS LECTURE-FROM PARAGANGLIOMA TO
ONCOCYTIC TUMORS THE MITOCHONDRIAL LINK

Manuel Sobrinho-Simoes (Portugal)

Chairperson: *F. Bosman (Switzerland)*

13:00 – 14:00

Anadolu

Closing Ceremony